


# Arrays (and strings)

## Ch 7



Why science teachers are not asked to monitor recess.

# Quiz time



# Highlights

- arrays

```
int x[4];  
x[0] = 1;
```

- string functions

```
string x = "hello there!";  
cout << x.substr(x.find('t'));
```

# string

We have been using strings to store words or sentences for a while now

However, when we type “string x” it does not turn blue, as it is not a fundamental type (like char)

strings are basically a grouping of multiple chars together in a single variable

# string index

String greeting = "Hello";

H	e	l	l	o
0	1	2	3	4



The position of a character is called its index.

Note that the index starts from zero, not one  
(this is just to make your life miserable)

# string functions

```
String greeting = "Hello";
```

H	e	l	l	o
0	1	2	3	4

```
greeting.length();
```

└─ returns value 5 (**int**)

Tells how many characters are in the variable

# string concatenation

H	e	l	l	o						
0	1	2	3	4						

 + 

W	o	r	l	d						
0	1	2	3	4						

=

H	e	l	l	o	W	o	r	l	d
0	1	2	3	4	5	6	7	8	9

String concatenation does not automatically add a space  
(see: `stringConcatenation.cpp`)

# strings

There are also some other useful functions  
(see book or google for a full list)

Some of the more useful ones are:

- .at(int index): character at the index
- .find(): finds first character or string
- .substr(int start): pulls out part of the  
original string

(see: string.cpp)



# Arrays

Arrays are convenient ways to store similar data types (like multiple chars for a string)

Arrays are indexed starting from 0, so index 0 is the first element, index 1 is the second element ...

Unlike strings, you can make an array of whatever type you want (any type!)

# Arrays - declaration

When making an array, you need both a type and a length

The format for making an array is below:

```
int x[5]; // 5 ints
```

↑  
↑  
variable name  
Type in array

←  
[] for array, length  
of array between

# Arrays - elements

To access an element of an array, use the variable name followed by the index in [ ]

```
x[1] = 2;
```



element at index

variable name

(See: simpleArray.cpp)

# Arrays

Note that the number in the [ ] is inconsistent:

1. First time (declaration): this is the length
2. All other times: this is the index of a single value inside the array

If you want to indicate a whole array, just use the variable name without any [ ]  
(more on this later)

# Arrays - manual initialization

Arrays can be initialized by the following:  
(must be done on declaration line!)

```
int x[] = {1, 4, 5, 2};
```

If you access outside of your array you will either crash or get a random value

You can also use a constant variable to set the size:

(See: average.cpp)

```
const int size = 8;  
int x[size];
```

# Arrays

When you make an array, the computer reserves space in memory for the size

The array variable is then just a reference to the first element's memory location

The computer simply converts the index into an offset from this initial location (see `arrayAddress.cpp`)

# Memory

Memory:

**CAUTION OFF LIMITS CAUTION OFF LIMITS**

Code:



# Memory (declaration)

Memory:

#0 (int) x



**OFF LIMITS CAUTION OFF LIMITS**

Code:


```
int x;
```



# Memory (declaration)

Memory:  y is the address of y[0]

#0 (int) x #1(int)y[0] #2(int)y[1] #3(int)y[2]



Code:

```
int x;  
int y[3];
```

# C-Strings and strings

There are actually two types of “strings” (multiple characters) in C++

A C-String is a char array, and this is what you get when you put quotes around words

```
cout << "HI!\n";
```

← C-String

A string (the thing you #include) is a more complicated type called a class (few weeks)

# C-Strings and strings

It is fairly easy to convert between C-Strings and strings:

```
char cString[] = "move zig";  
string IMAstring = cString;  
cout << IMAstring.c_str() << endl;  
// above converts it back to C-String
```

You can also convert between numbers and strings:


```
char number1[20];  
string number2;  
cin >> number1 >> number2;  
cout << "sum is: " << (atof(number1) + stod(number2)) << endl;
```

(see: stringConversion.cpp)

# C-Strings and strings

C-Strings are basically strings without the added functions

```
char word[] = {'o', 'm', 'g', '\0'};
```



You should end C-Strings with null character, as this tells cout when to stop displaying

This means you can initialize char arrays with quotes (**BUT NOT OTHER ARRAYS**) (see: cstring.cpp)