

SOLVING LINEAR SYSTEMS OF EQUATIONS

- Background on linear systems
- Gaussian elimination and the Gauss-Jordan algorithms
- The LU factorization
- Gaussian Elimination with pivoting

Background: Linear systems

The Problem: A is an $n \times n$ matrix, and b a vector of \mathbb{R}^n . Find x such that:

$$Ax = b$$

➤ x is the unknown vector, b the right-hand side, and A is the coefficient matrix

Example:

$$\begin{cases} 2x_1 + 4x_2 + 4x_3 = 6 \\ x_1 + 5x_2 + 6x_3 = 4 \\ x_1 + 3x_2 + x_3 = 8 \end{cases} \quad \text{or} \quad \begin{pmatrix} 2 & 4 & 4 \\ 1 & 5 & 6 \\ 1 & 3 & 1 \end{pmatrix} \begin{pmatrix} x_1 \\ x_2 \\ x_3 \end{pmatrix} = \begin{pmatrix} 6 \\ 4 \\ 8 \end{pmatrix}$$

 Solution of above system ?

- Standard mathematical solution by Cramer's rule:

$$x_i = \det(A_i) / \det(A)$$

A_i = matrix obtained by replacing i -th column by b .

- Note: This formula is useless in practice beyond $n = 3$ or $n = 4$.

Three situations:

1. The matrix A is nonsingular. There is a unique solution given by $x = A^{-1}b$.
2. The matrix A is singular and $b \in \text{Ran}(A)$. There are infinitely many solutions.
3. The matrix A is singular and $b \notin \text{Ran}(A)$. There are no solutions.

Example: (1) Let $A = \begin{pmatrix} 2 & 0 \\ 0 & 4 \end{pmatrix}$ $b = \begin{pmatrix} 1 \\ 8 \end{pmatrix}$. A is nonsingular ➤ a unique solution $x = \begin{pmatrix} 0.5 \\ 2 \end{pmatrix}$.

Example: (2) Case where A is singular & $b \in \text{Ran}(A)$:

$$A = \begin{pmatrix} 2 & 0 \\ 0 & 0 \end{pmatrix}, \quad b = \begin{pmatrix} 1 \\ 0 \end{pmatrix}.$$

➤ infinitely many solutions: $x(\alpha) = \begin{pmatrix} 0.5 \\ \alpha \end{pmatrix} \quad \forall \alpha$.

Example: (3) Let A same as above, but $b = \begin{pmatrix} 1 \\ 1 \end{pmatrix}$.

➤ No solutions since 2nd equation cannot be satisfied

Triangular linear systems

Example:

$$\begin{pmatrix} 2 & 4 & 4 \\ 0 & 5 & -2 \\ 0 & 0 & 2 \end{pmatrix} \begin{pmatrix} x_1 \\ x_2 \\ x_3 \end{pmatrix} = \begin{pmatrix} 2 \\ 1 \\ 4 \end{pmatrix}$$

- One equation can be trivially solved: the last one. $x_3 = 2$
- x_3 is known we can now solve the 2nd equation:

$$5x_2 - 2x_3 = 1 \rightarrow 5x_2 - 2 \times 2 = 1 \rightarrow x_2 = 1$$

- Finally x_1 can be determined similarly:

$$2x_1 + 4x_2 + 4x_3 = 2 \rightarrow \dots \rightarrow x_1 = -5$$

ALGORITHM : 1. *Back-Substitution algorithm*

For $i = n : -1 : 1$ *do*:

$t := b_i$

For $j = i + 1 : n$ *do*

$t := t - a_{ij}x_j$

End

$x_i = t/a_{ii}$

End


} $t := t - (a_{i,i+1:n}, x_{i+1:n})$
= $t - \text{an inner product}$

- We must require that each $a_{ii} \neq 0$
- Operation count?

Column version of back-substitution

Back-Substitution algorithm. Column version

```
For  $j = n : -1 : 1$  do:  
   $x_j = b_j / a_{jj}$   
  For  $i = 1 : j - 1$  do  
     $b_i := b_i - x_j * a_{ij}$   
  End  
End  
End
```

 Justify the above algorithm [Show that it does indeed compute the solution]

➤ See text for analogous algorithms for lower triangular systems.

Linear Systems of Equations: Gaussian Elimination

➤ Back to arbitrary linear systems.

Principle of the method: Since triangular systems are easy to solve, we will transform a linear system into one that is triangular. Main operation: combine rows so that zeros appear in the required locations to make the system triangular.

Notation: use a Tableau:

$$\left\{ \begin{array}{l} 2x_1 + 4x_2 + 4x_3 = 2 \\ x_1 + 3x_2 + 1x_3 = 1 \\ x_1 + 5x_2 + 6x_3 = -6 \end{array} \right. \text{ tableau: } \begin{array}{|ccc|c} \hline 2 & 4 & 4 & 2 \\ \hline 1 & 3 & 1 & 1 \\ \hline 1 & 5 & 6 & -6 \\ \hline \end{array}$$

- Main operation used: scaling and adding rows.

Example: Replace row2 by: row2 - $\frac{1}{2}$ *row1:

$$\begin{array}{|ccc|c}
 2 & 4 & 4 & 2 \\
 1 & 3 & 1 & 1 \\
 1 & 5 & 6 & -6
 \end{array}
 \rightarrow
 \begin{array}{|ccc|c}
 2 & 4 & 4 & 2 \\
 0 & 1 & -1 & 0 \\
 1 & 5 & 6 & -6
 \end{array}$$

- This is equivalent to:

$$\begin{array}{|ccc|}
 1 & 0 & 0 \\
 -\frac{1}{2} & 1 & 0 \\
 0 & 0 & 1
 \end{array}
 \times
 \begin{array}{|ccc|c}
 2 & 4 & 4 & 2 \\
 1 & 3 & 1 & 1 \\
 1 & 5 & 6 & -6
 \end{array}
 =
 \begin{array}{|ccc|c}
 2 & 4 & 4 & 2 \\
 0 & 1 & -1 & 0 \\
 1 & 5 & 6 & -6
 \end{array}$$

- The left-hand matrix is of the form

$$M = I - ve_1^T \text{ with } v = \begin{pmatrix} 0 \\ 1 \\ 2 \\ 0 \end{pmatrix}$$

Linear Systems of Equations: Gaussian Elimination

Go back to original system. Step 1 must transform:

$$\begin{array}{ccc|c} 2 & 4 & 4 & 2 \\ 1 & 3 & 1 & 1 \\ 1 & 5 & 6 & -6 \end{array} \text{ into: } \begin{array}{ccc|c} x & x & x & x \\ 0 & x & x & x \\ 0 & x & x & x \end{array}$$

$$\text{row}_2 := \text{row}_2 - \frac{1}{2} \times \text{row}_1: \quad \text{row}_3 := \text{row}_3 - \frac{1}{2} \times \text{row}_1:$$

$$\begin{array}{ccc|c} 2 & 4 & 4 & 2 \\ 0 & 1 & -1 & 0 \\ 1 & 5 & 6 & -6 \end{array}$$

$$\begin{array}{ccc|c} 2 & 4 & 4 & 2 \\ 0 & 1 & -1 & 0 \\ 0 & 3 & 4 & -7 \end{array}$$

➤ Equivalent to

$$\begin{array}{|ccc|} \hline 1 & 0 & 0 \\ \hline -\frac{1}{2} & 1 & 0 \\ \hline -\frac{1}{2} & 0 & 1 \\ \hline \end{array} \times \begin{array}{|ccc|c|} \hline 2 & 4 & 4 & 2 \\ \hline 1 & 3 & 1 & 1 \\ \hline 1 & 5 & 6 & -6 \\ \hline \end{array} = \begin{array}{|ccc|c|} \hline 2 & 4 & 4 & 2 \\ \hline 0 & 1 & -1 & 0 \\ \hline 0 & 3 & 4 & -7 \\ \hline \end{array}$$

$$[A, b] \rightarrow [M_1 A, M_1 b]; \quad M_1 = I - v^{(1)} e_1^T; \quad v^{(1)} = \begin{pmatrix} 0 \\ 1 \\ 2 \\ 1 \\ 2 \end{pmatrix}$$

➤ New system $A_1 x = b_1$. Step 2 must now transform:

$$\begin{array}{|ccc|c|} \hline 2 & 4 & 4 & 2 \\ \hline 0 & 1 & -1 & 0 \\ \hline 0 & 3 & 4 & -7 \\ \hline \end{array} \text{ into: } \begin{array}{|ccc|c|} \hline x & x & x & x \\ \hline 0 & x & x & x \\ \hline 0 & 0 & x & x \\ \hline \end{array}$$

$row_3 := row_3 - 3 \times row_2 : \rightarrow$

$$\begin{array}{ccc|c} 2 & 4 & 4 & 2 \\ 0 & 1 & -1 & 0 \\ 0 & 0 & 7 & -7 \end{array}$$

➤ Equivalent to

$$\begin{array}{ccc} 1 & 0 & 0 \\ 0 & 1 & 0 \\ 0 & -3 & 1 \end{array} \times \begin{array}{ccc|c} 2 & 4 & 4 & 2 \\ 0 & 1 & -1 & 0 \\ 0 & 3 & 4 & -7 \end{array} = \begin{array}{ccc|c} 2 & 4 & 4 & 2 \\ 0 & 1 & -1 & 0 \\ 0 & 0 & 7 & -7 \end{array}$$

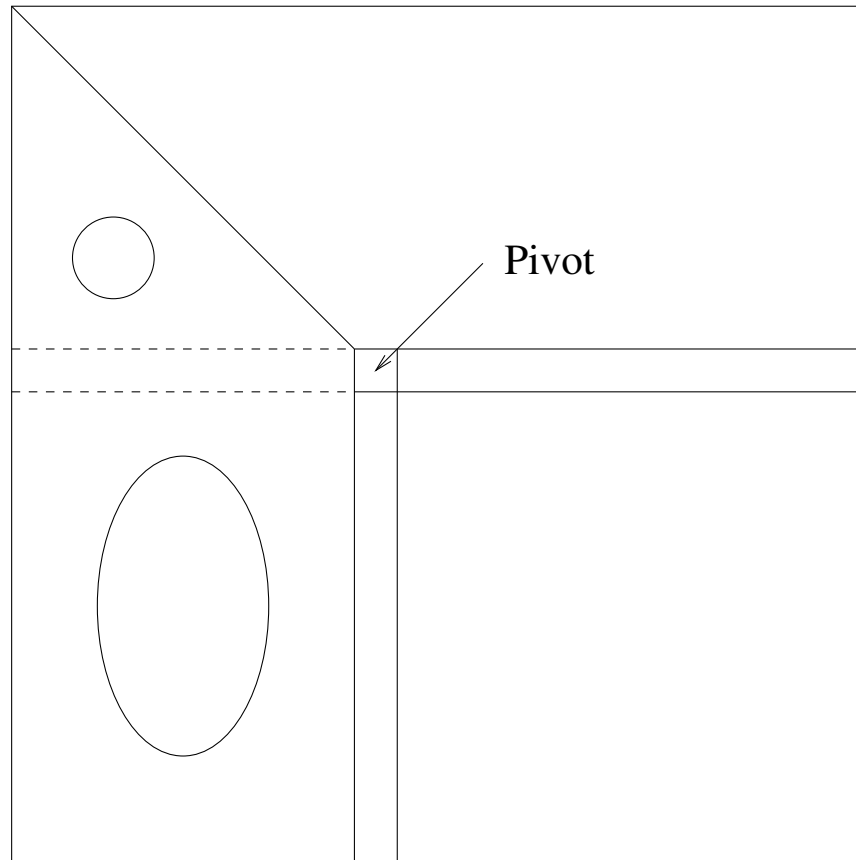
➤ Second transformation is as follows:

$$[A_1, b_1] \rightarrow [M_2 A_1, M_2 b_1] \quad M_2 = I - v^{(2)} e_2^T v^{(2)} = \begin{pmatrix} 0 \\ 0 \\ 3 \end{pmatrix}$$

➤ Triangular system ➤ Solve.

$A_k =$

Row k →



ALGORITHM : 2. *Gaussian Elimination*

1. For $k = 1 : n - 1$ Do:
2. For $i = k + 1 : n$ Do:
3. $piv := a_{ik} / a_{kk}$
4. For $j := k + 1 : n + 1$ Do :
5. $a_{ij} := a_{ij} - piv * a_{kj}$
6. End
6. End
7. End

➤ Operation count:

$$T = \sum_{k=1}^{n-1} \sum_{i=k+1}^n \left[1 + \sum_{j=k+1}^{n+1} 2 \right] = \sum_{k=1}^{n-1} \sum_{i=k+1}^n (2(n-k) + 3) = \dots$$

 Complete the above calculation. Order of the cost?

The LU factorization

- Now ignore the right-hand side from the transformations.

Observation: Gaussian elimination is equivalent to $n - 1$ successive Gaussian transformations, i.e., multiplications with matrices of the form $M_k = I - v^{(k)} e_k^T$, where the first k components of $v^{(k)}$ equal zero.

- Set $A_0 \equiv A$

$$\begin{aligned} A \rightarrow M_1 A_0 = A_1 \rightarrow M_2 A_1 = A_2 \rightarrow M_3 A_2 = A_3 \cdots \\ \rightarrow M_{n-1} A_{n-2} = A_{n-1} \equiv U \end{aligned}$$

- Last $A_k \equiv U$ is an upper triangular matrix.

➤ At each step we have: $A_k = M_{k+1}^{-1} A_{k+1}$. Therefore:

$$\begin{aligned} A_0 &= M_1^{-1} A_1 \\ &= M_1^{-1} M_2^{-1} A_2 \\ &= M_1^{-1} M_2^{-1} M_3^{-1} A_3 \\ &= \dots \\ &= M_1^{-1} M_2^{-1} M_3^{-1} \dots M_{n-1}^{-1} A_{n-1} \end{aligned}$$

➤ $L = M_1^{-1} M_2^{-1} M_3^{-1} \dots M_{n-1}^{-1}$

➤ Note: L is Lower triangular, A_{n-1} is upper triangular

➤ LU decomposition : $A = LU$

How to get L ?

$$L = M_1^{-1} M_2^{-1} M_3^{-1} \cdots M_{n-1}^{-1}$$

➤ Consider only the first 2 matrices in this product.

➤ Note $M_k^{-1} = (I - v^{(k)} e_k^T)^{-1} = (I + v^{(k)} e_k^T)$. So:

$$M_1^{-1} M_2^{-1} = (I + v^{(1)} e_1^T)(I + v^{(2)} e_2^T) = I + v^{(1)} e_1^T + v^{(2)} e_2^T.$$

➤ Generally,

$$M_1^{-1} M_2^{-1} \cdots M_k^{-1} = I + v^{(1)} e_1^T + v^{(2)} e_2^T + \cdots + v^{(k)} e_k^T$$

The L factor is a lower triangular matrix with ones on the diagonal. Column k of L , contains the multipliers l_{ik} used in the k -th step of Gaussian elimination.


A matrix A has an LU decomposition if


$$\det(A(1:k, 1:k)) \neq 0 \quad \text{for } k = 1, \dots, n-1.$$

In this case, the determinant of A satisfies:


$$\det A = \det(U) = \prod_{i=1}^n u_{ii}$$

If, in addition, A is nonsingular, then the LU factorization is unique.

 Practical use: Show how to use the LU factorization to solve linear systems with the same matrix A and different b 's.

 LU factorization of the matrix $A = \begin{pmatrix} 2 & 4 & 4 \\ 1 & 5 & 6 \\ 1 & 3 & 1 \end{pmatrix}$?

 Determinant of A ?

 True or false: “Computing the LU factorization of matrix A involves more arithmetic operations than solving a linear system $Ax = b$ by Gaussian elimination”.

Gauss-Jordan Elimination

Principle of the method: We will now transform the system into one that is even easier to solve than triangular systems, namely a **diagonal** system. The method is very similar to Gaussian Elimination. It is just a bit more expensive.

Back to original system. Step 1 must transform:

$$\begin{array}{ccc|c} 2 & 4 & 4 & 2 \\ 1 & 3 & 1 & 1 \\ 1 & 5 & 6 & -6 \end{array} \text{ into: } \begin{array}{ccc|c} x & x & x & x \\ 0 & x & x & x \\ 0 & x & x & x \end{array}$$

$row_2 := row_2 - 0.5 \times row_1:$ $row_3 := row_3 - 0.5 \times row_1:$

2	4	4	2
0	1	-1	0
1	5	6	-6

2	4	4	2
0	1	-1	0
0	3	4	-7

Step 2:

2	4	4	2
0	1	-1	0
0	3	4	-7

 into:

x	0	x	x
0	x	x	x
0	0	x	x

$row_1 := row_1 - 4 \times row_2:$ $row_3 := row_3 - 3 \times row_2:$

2	0	8	2
0	1	-1	0
0	3	4	-7

2	0	8	2
0	1	-1	0
0	0	7	-7

There is now a third step:

To transform:

2	0	8	2
0	1	-1	0
0	0	7	-7

 into:

x	0	0	x
0	x	0	x
0	0	x	x

$row_1 := row_1 - \frac{8}{7} \times row_3:$ $row_2 := row_2 - \frac{-1}{7} \times row_3:$

2	0	0	10
0	1	-1	0
0	0	7	-7

2	0	0	10
0	1	0	1
0	0	7	-7


Solution: $x_3 = -1$; $x_2 = -1$; $x_1 = 5$

ALGORITHM : 3. Gauss-Jordan elimination

1. For $k = 1 : n$ Do:
2. For $i = 1 : n$ and if $i \neq k$ Do :
3. $piv := a_{ik} / a_{kk}$
4. For $j := k + 1 : n + 1$ Do :
5. $a_{ij} := a_{ij} - piv * a_{kj}$
6. End
6. End
7. End

➤ Operation count:

$$T = \sum_{k=1}^n \sum_{i=1}^{n-1} [1 + \sum_{j=k+1}^{n+1} 2] = \sum_{k=1}^{n-1} \sum_{i=1}^{n-1} (2(n-k) + 3) = \dots$$

 Complete the above calculation. Order of the cost? How does it compare with Gaussian Elimination?

```

function x = gaussj (A, b)
%-----
% function x = gaussj (A, b)
% solves A x = b by Gauss-Jordan elimination
%-----
n = size(A,1) ;
A = [A,b];
for k=1:n
    for i=1:n
        if (i ~= k)
            piv = A(i,k) / A(k,k) ;
            A(i,k+1:n+1) = A(i,k+1:n+1) - piv*A(k,k+1:n+1);
        end
    end
end
x = A(:,n+1) ./ diag(A) ;

```


Gaussian Elimination: Partial Pivoting

Consider again Gaussian Elimination for the linear system

$$\begin{cases} 2x_1 + 2x_2 + 4x_3 = 2 \\ x_1 + x_2 + x_3 = 1 \\ x_1 + 4x_2 + 6x_3 = -5 \end{cases} \quad \text{Or: } \begin{array}{ccc|c} 2 & 2 & 4 & 2 \\ 1 & 1 & 1 & 1 \\ 1 & 4 & 6 & -5 \end{array}$$

$$\text{row}_2 := \text{row}_2 - \frac{1}{2} \times \text{row}_1: \quad \text{row}_3 := \text{row}_3 - \frac{1}{2} \times \text{row}_1:$$

$$\begin{array}{ccc|c} 2 & 2 & 4 & 2 \\ 0 & 0 & -1 & 0 \\ 1 & 4 & 6 & -5 \end{array}$$

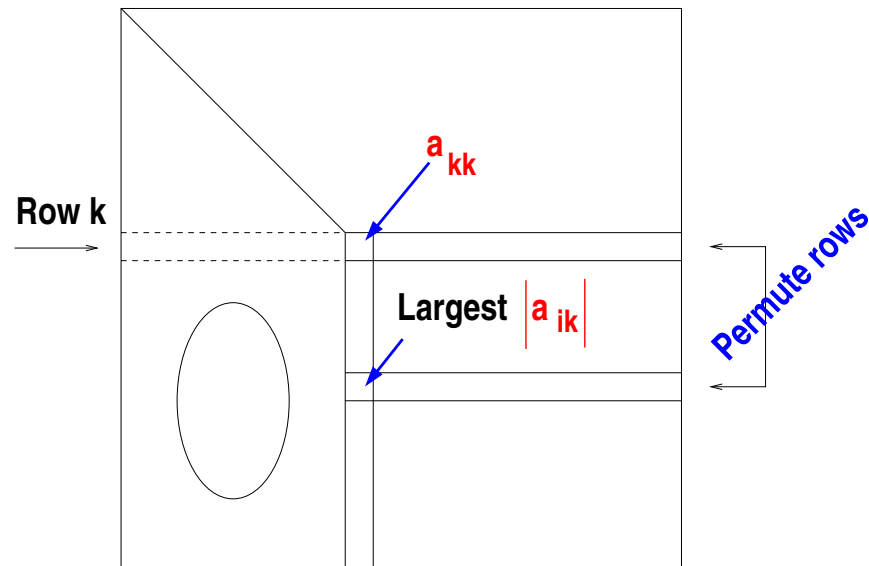
$$\begin{array}{ccc|c} 2 & 2 & 4 & 2 \\ 0 & 0 & -1 & 0 \\ 0 & 3 & 4 & -6 \end{array}$$

► Pivot a_{22} is zero. Solution :
permute rows 2 and 3:

$$\begin{array}{ccc|c} 2 & 2 & 4 & 2 \\ 0 & 3 & 4 & -6 \\ 0 & 0 & -1 & 0 \end{array}$$

Gaussian Elimination with Partial Pivoting

Partial Pivoting



- General situation:

Always permute row k with row l such that

$$|a_{lk}| = \max_{i=k, \dots, n} |a_{ik}|$$

- More 'stable' algorithm.

```

function x = gaussp (A, b)
%-----
% function x = guassp (A, b)
% solves A x = b by Gaussian elimination with
% partial pivoting/
%-----
n = size(A,1) ;
A = [A,b]
for k=1:n-1
    [t, ip] = max(abs(A(k:n,k)));
    ip = ip+k-1 ;
%% swap
    temp = A(k,k:n+1) ;
    A(k,k:n+1) = A(ip,k:n+1);
    A(ip,k:n+1) = temp;
    for i=k+1:n
        piv = A(i,k) / A(k,k) ;
        A(i,k+1:n+1) = A(i,k+1:n+1) - piv*A(k,k+1:n+1);
    end
end
x = backsolv(A,A(:,n+1));

```

Pivoting and permutation matrices

- A permutation matrix is a matrix obtained from the identity matrix by permuting its rows
- For example for the permutation $\pi = \{3, 1, 4, 2\}$ we obtain

$$P = \begin{pmatrix} 0 & 0 & 1 & 0 \\ 1 & 0 & 0 & 0 \\ 0 & 0 & 0 & 1 \\ 0 & 1 & 0 & 0 \end{pmatrix}$$

- Important observation: the matrix PA is obtained from A by permuting its rows with the permutation π

$$(PA)_{i,:} = A_{\pi(i),:}$$

 What is the matrix PA when

$$P = \begin{pmatrix} 0 & 0 & 1 & 0 \\ 1 & 0 & 0 & 0 \\ 0 & 0 & 0 & 1 \\ 0 & 1 & 0 & 0 \end{pmatrix} \quad A = \begin{pmatrix} 1 & 2 & 3 & 4 \\ 5 & 6 & 7 & 8 \\ 9 & 0 & -1 & 2 \\ -3 & 4 & -5 & 6 \end{pmatrix} ?$$

- Any permutation matrix is the product of interchange permutations, which only swap two rows of I .
- Notation: E_{ij} = Identity with rows i and j swapped

Example: To obtain $\pi = \{3, 1, 4, 2\}$ from $\pi = \{1, 2, 3, 4\}$ – we need to swap $\pi(2) \leftrightarrow \pi(3)$ then $\pi(3) \leftrightarrow \pi(4)$ and finally $\pi(1) \leftrightarrow \pi(2)$. Hence:

$$P = \begin{pmatrix} 0 & 0 & 1 & 0 \\ 1 & 0 & 0 & 0 \\ 0 & 0 & 0 & 1 \\ 0 & 1 & 0 & 0 \end{pmatrix} = E_{1,2} \times E_{3,4} \times E_{2,3}$$

 In the previous example where

```
>> A = [ 1 2 3 4; 5 6 7 8; 9 0 -1 2 ; -3 4 -5 6]
```

Matlab gives $\det(A) = -896$. What is $\det(PA)$?

- At each step of G.E. with partial pivoting:

$$M_{k+1} E_{k+1} A_k = A_{k+1}$$

where E_{k+1} encodes a swap of row $k + 1$ with row $l > k + 1$.

- Notes: (1) $E_i^{-1} = E_i$ and (2) $M_j^{-1} \times E_{k+1} = E_{k+1} \times \tilde{M}_j^{-1}$ for $k \geq j$, where \tilde{M}_j has a permuted Gauss vector:

$$\begin{aligned} (I + v^{(j)} e_j^T) E_{k+1} &= E_{k+1} (I + E_{k+1} v^{(j)} e_j^T) \\ &\equiv E_{k+1} (I + \tilde{v}^{(j)} e_j^T) \\ &\equiv E_{k+1} \tilde{M}_j \end{aligned}$$

- Here we have used the fact that above row $k + 1$, the permutation matrix E_{k+1} looks just like an identity matrix.

Result:

$$\begin{aligned}A_0 &= E_1 M_1^{-1} A_1 \\&= E_1 M_1^{-1} E_2 M_2^{-1} A_2 = E_1 E_2 \tilde{M}_1^{-1} M_2^{-1} A_2 \\&= E_1 E_2 \tilde{M}_1^{-1} M_2^{-1} E_3 M_3^{-1} A_3 \\&= E_1 E_2 E_3 \tilde{M}_1^{-1} \tilde{M}_2^{-1} M_3^{-1} A_3 \\&= \dots \\&= E_1 \cdots E_{n-1} \times \tilde{M}_1^{-1} \tilde{M}_2^{-1} \tilde{M}_3^{-1} \cdots \tilde{M}_{n-1}^{-1} \times A_{n-1}\end{aligned}$$

➤ In the end

$$PA = LU \text{ with } P = E_{n-1} \cdots E_1$$