

SOLVING LINEAR SYSTEMS OF EQUATIONS

- Background on linear systems
- Gaussian elimination and the Gauss-Jordan algorithms
- The LU factorization
- Gaussian Elimination with pivoting
- Case of banded systems

3-1

Background: Linear systems

The Problem: A is an $n \times n$ matrix, and b a vector of \mathbb{R}^n . Find x such that:

$$Ax = b$$

► x is the **unknown vector**, b the **right-hand side**, and A is the **coefficient matrix**

Example:

$$\begin{cases} 2x_1 + 4x_2 + 4x_3 = 6 \\ x_1 + 5x_2 + 6x_3 = 4 \\ x_1 + 3x_2 + x_3 = 8 \end{cases} \text{ or } \begin{pmatrix} 2 & 4 & 4 \\ 1 & 5 & 6 \\ 1 & 3 & 1 \end{pmatrix} \begin{pmatrix} x_1 \\ x_2 \\ x_3 \end{pmatrix} = \begin{pmatrix} 6 \\ 4 \\ 8 \end{pmatrix}$$

 Solution of above system ?

3-2 TB: 20-22; AB: 1.2.1-1.2.6; GvL 3.{1,3,5} – Systems

3-2

► Standard mathematical solution by Cramer's rule:

$$x_i = \det(A_i) / \det(A)$$

A_i = matrix obtained by replacing i -th column by b .

► Note: This formula is useless in practice beyond $n = 3$ or $n = 4$.

Three situations:

1. The matrix A is nonsingular. There is a unique solution given by $x = A^{-1}b$.
2. The matrix A is singular and $b \in \text{Ran}(A)$. There are infinitely many solutions.
3. The matrix A is singular and $b \notin \text{Ran}(A)$. There are no solutions.

3-3 TB: 20-22; AB: 1.2.1-1.2.6; GvL 3.{1,3,5} – Systems

3-3

Example: (1) Let $A = \begin{pmatrix} 2 & 0 \\ 0 & 4 \end{pmatrix}$ $b = \begin{pmatrix} 1 \\ 8 \end{pmatrix}$. A is nonsingular ► a unique solution $x = \begin{pmatrix} 0.5 \\ 2 \end{pmatrix}$.

Example: (2) Case where A is singular & $b \in \text{Ran}(A)$:

$$A = \begin{pmatrix} 2 & 0 \\ 0 & 0 \end{pmatrix}, \quad b = \begin{pmatrix} 1 \\ 0 \end{pmatrix}.$$

► infinitely many solutions: $x(\alpha) = \begin{pmatrix} 0.5 \\ \alpha \end{pmatrix} \quad \forall \alpha$.

Example: (3) Let A same as above, but $b = \begin{pmatrix} 1 \\ 1 \end{pmatrix}$.

► No solutions since 2nd equation cannot be satisfied

3-4 TB: 20-22; AB: 1.2.1-1.2.6; GvL 3.{1,3,5} – Systems

3-4

Triangular linear systems

Example:

$$\begin{pmatrix} 2 & 4 & 4 \\ 0 & 5 & -2 \\ 0 & 0 & 2 \end{pmatrix} \begin{pmatrix} x_1 \\ x_2 \\ x_3 \end{pmatrix} = \begin{pmatrix} 2 \\ 1 \\ 4 \end{pmatrix}$$

➤ One equation can be trivially solved: the last one. $x_3 = 2$

➤ x_3 is known we can now solve the 2nd equation:

$$5x_2 - 2x_3 = 1 \rightarrow 5x_2 - 2 \times 2 = 1 \rightarrow x_2 = 1$$

➤ Finally x_1 can be determined similarly:

$$2x_1 + 4x_2 + 4x_3 = 2 \rightarrow \dots \rightarrow x_1 = -5$$

3-5

TB: 20-22; AB: 1.2.1-1.2.6; GvL 3.{1,3,5} – Systems

3-5

ALGORITHM : 1. Back-Substitution algorithm

```

For i = n : -1 : 1 do:
  t := b_i
  For j = i + 1 : n do
    t := t - a_ij x_j
  End
  x_i = t / a_ii
End

```

$t := b_i - (a_{i,i+1:n}, x_{i+1:n})$
= b_i – an inner product

➤ We must require that each $a_{ii} \neq 0$

➤ Operation count?

3-6

TB: 20-22; AB: 1.2.1-1.2.6; GvL 3.{1,3,5} – Systems

3-6

Column version of back-substitution

Back-Substitution algorithm. Column version

```

For j = n : -1 : 1 do:
  x_j = b_j / a_jj
  For i = 1 : j - 1 do
    b_i := b_i - x_j * a_ij
  End
End

```

 Justify the above algorithm [Show that it does indeed compute the solution]

➤ See text for analogous algorithms for lower triangular systems.

3-7

TB: 20-22; AB: 1.2.1-1.2.6; GvL 3.{1,3,5} – Systems

3-7

Linear Systems of Equations: Gaussian Elimination

➤ Back to arbitrary linear systems.

Principle of the method: Since triangular systems are easy to solve, we will transform a linear system into one that is triangular. Main operation: combine rows so that zeros appear in the required locations to make the system triangular.

Notation: use a Tableau:

$$\begin{cases} 2x_1 + 4x_2 + 4x_3 = 2 \\ x_1 + 3x_2 + 1x_3 = 1 \\ x_1 + 5x_2 + 6x_3 = -6 \end{cases} \text{ tableau: } \begin{array}{|c|c|c|c|} \hline 2 & 4 & 4 & 2 \\ \hline 1 & 3 & 1 & 1 \\ \hline 1 & 5 & 6 & -6 \\ \hline \end{array}$$

3-8

TB: 20-22; AB: 1.2.1-1.2.6; GvL 3.{1,3,5} – Systems

3-8

➤ Main operation used: scaling and adding rows.

Example: Replace row2 by: row2 - $\frac{1}{2}$ *row1:

$$\begin{array}{|cccc|} \hline 2 & 4 & 4 & 2 \\ \hline 1 & 3 & 1 & 1 \\ \hline 1 & 5 & 6 & -6 \\ \hline \end{array} \rightarrow \begin{array}{|cccc|} \hline 2 & 4 & 4 & 2 \\ \hline 0 & 1 & -1 & 0 \\ \hline 1 & 5 & 6 & -6 \\ \hline \end{array}$$

➤ This is equivalent to:

$$\begin{array}{|ccc|} \hline 1 & 0 & 0 \\ -\frac{1}{2} & 1 & 0 \\ 0 & 0 & 1 \\ \hline \end{array} \times \begin{array}{|cccc|} \hline 2 & 4 & 4 & 2 \\ \hline 1 & 3 & 1 & 1 \\ \hline 1 & 5 & 6 & -6 \\ \hline \end{array} = \begin{array}{|cccc|} \hline 2 & 4 & 4 & 2 \\ \hline 0 & 1 & -1 & 0 \\ \hline 1 & 5 & 6 & -6 \\ \hline \end{array}$$

➤ The left-hand matrix is of the form

$$M = I - ve_1^T \text{ with } v = \begin{pmatrix} 0 \\ \frac{1}{2} \\ 0 \end{pmatrix}$$

Go back to original system. Step 1 must transform:

$$\begin{array}{|cccc|} \hline 2 & 4 & 4 & 2 \\ \hline 1 & 3 & 1 & 1 \\ \hline 1 & 5 & 6 & -6 \\ \hline \end{array} \text{ into: } \begin{array}{|cccc|} \hline x & x & x & x \\ \hline 0 & x & x & x \\ \hline 0 & x & x & x \\ \hline \end{array}$$

$$\text{row}_2 := \text{row}_2 - \frac{1}{2} \times \text{row}_1; \quad \text{row}_3 := \text{row}_3 - \frac{1}{2} \times \text{row}_1:$$

$$\begin{array}{|cccc|} \hline 2 & 4 & 4 & 2 \\ \hline 0 & 1 & -1 & 0 \\ \hline 1 & 5 & 6 & -6 \\ \hline \end{array} \quad \begin{array}{|cccc|} \hline 2 & 4 & 4 & 2 \\ \hline 0 & 1 & -1 & 0 \\ \hline 0 & 3 & 4 & -7 \\ \hline \end{array}$$

➤ Equivalent to

$$\begin{array}{|ccc|} \hline 1 & 0 & 0 \\ -\frac{1}{2} & 1 & 0 \\ -\frac{1}{2} & 0 & 1 \\ \hline \end{array} \times \begin{array}{|cccc|} \hline 2 & 4 & 4 & 2 \\ \hline 1 & 3 & 1 & 1 \\ \hline 1 & 5 & 6 & -6 \\ \hline \end{array} = \begin{array}{|cccc|} \hline 2 & 4 & 4 & 2 \\ \hline 0 & 1 & -1 & 0 \\ \hline 0 & 3 & 4 & -7 \\ \hline \end{array}$$

$$[A, b] \rightarrow [M_1 A, M_1 b]; \quad M_1 = I - v^{(1)} e_1^T; \quad v^{(1)} = \begin{pmatrix} 0 \\ \frac{1}{2} \\ \frac{1}{2} \end{pmatrix}$$

➤ New system $A_1 x = b_1$. Step 2 must now transform:

$$\begin{array}{|cccc|} \hline 2 & 4 & 4 & 2 \\ \hline 0 & 1 & -1 & 0 \\ \hline 0 & 3 & 4 & -7 \\ \hline \end{array} \text{ into: } \begin{array}{|cccc|} \hline x & x & x & x \\ \hline 0 & x & x & x \\ \hline 0 & 0 & x & x \\ \hline \end{array}$$

$$\text{row}_3 := \text{row}_3 - 3 \times \text{row}_2 : \rightarrow \begin{array}{|cccc|} \hline 2 & 4 & 4 & 2 \\ \hline 0 & 1 & -1 & 0 \\ \hline 0 & 0 & 7 & -7 \\ \hline \end{array}$$

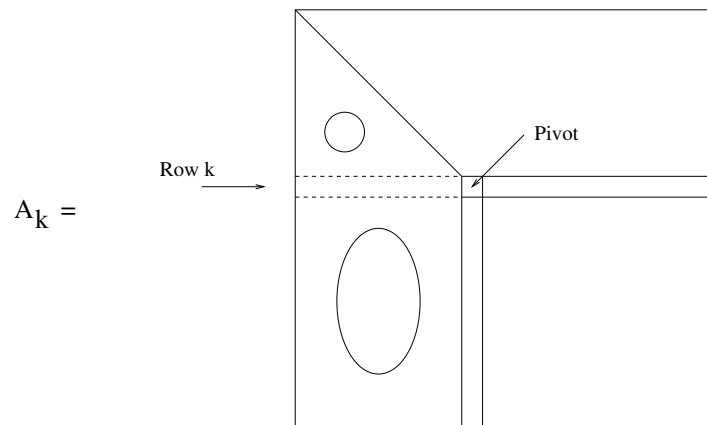
➤ Equivalent to

$$\begin{array}{|ccc|} \hline 1 & 0 & 0 \\ 0 & 1 & 0 \\ 0 & -3 & 1 \\ \hline \end{array} \times \begin{array}{|cccc|} \hline 2 & 4 & 4 & 2 \\ \hline 0 & 1 & -1 & 0 \\ \hline 0 & 3 & 4 & -7 \\ \hline \end{array} = \begin{array}{|cccc|} \hline 2 & 4 & 4 & 2 \\ \hline 0 & 1 & -1 & 0 \\ \hline 0 & 0 & 7 & -7 \\ \hline \end{array}$$

➤ Second transformation is as follows:

$$[A_1, b_1] \rightarrow [M_2 A_1, M_2 b_1] \quad M_2 = I - v^{(2)} e_2^T \quad v^{(2)} = \begin{pmatrix} 0 \\ 0 \\ 3 \end{pmatrix}$$

➤ Triangular system ➤ Solve.



ALGORITHM : 2. Gaussian Elimination

1. For $k = 1 : n - 1$ Do:
2. For $i = k + 1 : n$ Do:
3. $piv := a_{ik}/a_{kk}$
4. For $j := k + 1 : n + 1$ Do :
5. $a_{ij} := a_{ij} - piv * a_{kj}$
6. End
6. End
7. End

➤ Operation count:

$$T = \sum_{k=1}^{n-1} \sum_{i=k+1}^n [1 + \sum_{j=k+1}^{n+1} 2] = \sum_{k=1}^{n-1} \sum_{i=k+1}^n (2(n-k) + 3) = \dots$$

Complete the above calculation. Order of the cost?

The LU factorization

➤ Now ignore the right-hand side from the transformations.

Observation: Gaussian elimination is equivalent to $n - 1$ successive **Gaussian transformations**, i.e., multiplications with matrices of the form $M_k = I - v^{(k)}e_k^T$, where the first k components of $v^{(k)}$ equal zero.

➤ Set $A_0 \equiv A$

$$A \rightarrow M_1 A_0 = A_1 \rightarrow M_2 A_1 = A_2 \rightarrow M_3 A_2 = A_3 \cdots \\ \rightarrow M_{n-1} A_{n-2} = A_{n-1} \equiv U$$

➤ Last $A_k \equiv U$ is an upper triangular matrix.

➤ At each step we have: $A_k = M_{k+1}^{-1} A_{k+1}$. Therefore:

$$A_0 = M_1^{-1} A_1 \\ = M_1^{-1} M_2^{-1} A_2 \\ = M_1^{-1} M_2^{-1} M_3^{-1} A_3 \\ = \dots \\ = M_1^{-1} M_2^{-1} M_3^{-1} \cdots M_{n-1}^{-1} A_{n-1}$$

➤ $L = M_1^{-1} M_2^{-1} M_3^{-1} \cdots M_{n-1}^{-1}$

➤ Note: L is Lower triangular, A_{n-1} is upper triangular

➤ LU decomposition : $A = LU$

How to get L ?

$$L = M_1^{-1} M_2^{-1} M_3^{-1} \cdots M_{n-1}^{-1}$$

- Consider only the first 2 matrices in this product.
- Note $M_k^{-1} = (I - v^{(k)} e_k^T)^{-1} = (I + v^{(k)} e_k^T)$. So:
 $M_1^{-1} M_2^{-1} = (I + v^{(1)} e_1^T)(I + v^{(2)} e_2^T) = I + v^{(1)} e_1^T + v^{(2)} e_2^T$.
- Generally,
 $M_1^{-1} M_2^{-1} \cdots M_k^{-1} = I + v^{(1)} e_1^T + v^{(2)} e_2^T + \cdots + v^{(k)} e_k^T$

The L factor is a lower triangular matrix with ones on the diagonal. Column k of L , contains the multipliers l_{ik} used in the k -th step of Gaussian elimination.

3-17

TB: 20-22; AB: 1.2.1–1.2.6; GvL 3. {1,3,5} – Systems

3-17

A matrix A has an LU decomposition if

$$\det(A(1:k, 1:k)) \neq 0 \quad \text{for } k = 1, \dots, n-1.$$

In this case, the determinant of A satisfies:


$$\det A = \det(U) = \prod_{i=1}^n u_{ii}$$


If, in addition, A is nonsingular, then the LU factorization is unique.

3-18


TB: 20-22; AB: 1.2.1–1.2.6; GvL 3. {1,3,5} – Systems

3-18

 Practical use: Show how to use the LU factorization to solve linear systems with the same matrix A and different b 's.

 LU factorization of the matrix $A = \begin{pmatrix} 2 & 4 & 4 \\ 1 & 5 & 6 \\ 1 & 3 & 1 \end{pmatrix}$?

 Determinant of A ?

 True or false: “Computing the LU factorization of matrix A involves more arithmetic operations than solving a linear system $Ax = b$ by Gaussian elimination”.

3-19

TB: 20-22; AB: 1.2.1–1.2.6; GvL 3. {1,3,5} – Systems

3-19

Gauss-Jordan Elimination

Principle of the method: We will now transform the system into one that is even easier to solve than triangular systems, namely a **diagonal** system. The method is very similar to Gaussian Elimination. It is just a bit more expensive.

Back to original system. Step 1 must transform:

$$\begin{array}{ccc|c} 2 & 4 & 4 & 2 \\ 1 & 3 & 1 & 1 \\ 1 & 5 & 6 & -6 \end{array} \quad \text{into:} \quad \begin{array}{cccc} x & x & x & x \\ 0 & x & x & x \\ 0 & x & x & x \end{array}$$

3-20

TB: 20-22; AB: 1.2.1–1.2.6; GvL 3. {1,3,5} – Systems

3-20

$$\text{row}_2 := \text{row}_2 - 0.5 \times \text{row}_1; \quad \text{row}_3 := \text{row}_3 - 0.5 \times \text{row}_1;$$

$$\begin{array}{ccc|c} 2 & 4 & 4 & 2 \\ 0 & 1 & -1 & 0 \\ 1 & 5 & 6 & -6 \end{array}$$

$$\begin{array}{ccc|c} 2 & 4 & 4 & 2 \\ 0 & 1 & -1 & 0 \\ 0 & 3 & 4 & -7 \end{array}$$

Step 2: $\begin{array}{ccc|c} 2 & 4 & 4 & 2 \\ 0 & 1 & -1 & 0 \\ 0 & 3 & 4 & -7 \end{array}$ into: $\begin{array}{ccc|c} x & 0 & x & x \\ 0 & x & x & x \\ 0 & 0 & x & x \end{array}$

$$\text{row}_1 := \text{row}_1 - 4 \times \text{row}_2; \quad \text{row}_3 := \text{row}_3 - 3 \times \text{row}_2;$$

$$\begin{array}{ccc|c} 2 & 0 & 8 & 2 \\ 0 & 1 & -1 & 0 \\ 0 & 3 & 4 & -7 \end{array}$$

$$\begin{array}{ccc|c} 2 & 0 & 8 & 2 \\ 0 & 1 & -1 & 0 \\ 0 & 0 & 7 & -7 \end{array}$$

There is now a third step:

To transform: $\begin{array}{ccc|c} 2 & 0 & 8 & 2 \\ 0 & 1 & -1 & 0 \\ 0 & 0 & 7 & -7 \end{array}$ into: $\begin{array}{ccc|c} x & 0 & 0 & x \\ 0 & x & 0 & x \\ 0 & 0 & x & x \end{array}$

$$\text{row}_1 := \text{row}_1 - \frac{8}{7} \times \text{row}_3; \quad \text{row}_2 := \text{row}_2 - \frac{-1}{7} \times \text{row}_3;$$

$$\begin{array}{ccc|c} 2 & 0 & 0 & 10 \\ 0 & 1 & -1 & 0 \\ 0 & 0 & 7 & -7 \end{array}$$

$$\begin{array}{ccc|c} 2 & 0 & 0 & 10 \\ 0 & 1 & 0 & 1 \\ 0 & 0 & 7 & -7 \end{array}$$


Solution: $x_3 = -1; x_2 = -1; x_1 = 5$

ALGORITHM : 3. Gauss-Jordan elimination

1. For $k = 1 : n$ Do:
2. For $i = 1 : n$ and if $i \neq k$ Do :
3. $\text{piv} := a_{ik}/a_{kk}$
4. For $j := k + 1 : n + 1$ Do :
5. $a_{ij} := a_{ij} - \text{piv} * a_{kj}$
6. End
6. End
7. End

► Operation count:

$$T = \sum_{k=1}^n \sum_{i=1}^{n-1} \left[1 + \sum_{j=k+1}^{n+1} 2 \right] = \sum_{k=1}^{n-1} \sum_{i=1}^{n-1} (2(n-k) + 3) = \dots$$

 Complete the above calculation. Order of the cost? How does it compare with Gaussian Elimination?

```
function x = gaussj (A, b)
%-----
% function x = gaussj (A, b)
% solves A x = b by Gauss-Jordan elimination
%-----
n = size(A,1) ;
A = [A,b];
for k=1:n
    for i=1:n
        if (i ~= k)
            piv = A(i,k) / A(k,k) ;
            A(i,k+1:n+1) = A(i,k+1:n+1) - piv*A(k,k+1:n+1);
        end
    end
end
x = A(:,n+1) ./ diag(A) ;
```

Gaussian Elimination: Partial Pivoting

Consider again Gaussian Elimination for the linear system

$$\begin{cases} 2x_1 + 2x_2 + 4x_3 = 2 \\ x_1 + x_2 + x_3 = 1 \\ x_1 + 4x_2 + 6x_3 = -5 \end{cases} \quad \text{Or:} \quad \begin{array}{ccc|c} 2 & 2 & 4 & 2 \\ 1 & 1 & 1 & 1 \\ 1 & 4 & 6 & -5 \end{array}$$

$$\text{row}_2 := \text{row}_2 - \frac{1}{2} \times \text{row}_1; \quad \text{row}_3 := \text{row}_3 - \frac{1}{2} \times \text{row}_1:$$

$$\begin{array}{ccc|c} 2 & 2 & 4 & 2 \\ 0 & 0 & -1 & 0 \\ 1 & 4 & 6 & -5 \end{array}$$

$$\begin{array}{ccc|c} 2 & 2 & 4 & 2 \\ 0 & 0 & -1 & 0 \\ 0 & 3 & 4 & -6 \end{array}$$

➤ Pivot a_{22} is zero. Solution :
permute rows 2 and 3:

$$\begin{array}{ccc|c} 2 & 2 & 4 & 2 \\ 0 & 3 & 4 & -6 \\ 0 & 0 & -1 & 0 \end{array}$$

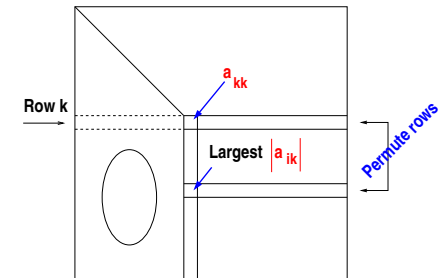
3-25

TB: 20-22; AB: 1.2.1-1.2.6; GvL 3. {1,3,5} – Systems

3-25

Gaussian Elimination with Partial Pivoting

Partial Pivoting



➤ General situation:

Always permute row k with row l such that

$$|a_{lk}| = \max_{i=k, \dots, n} |a_{ik}|$$

➤ More 'stable' algorithm.

3-26

TB: 20-22; AB: 1.2.1-1.2.6; GvL 3. {1,3,5} – Systems

3-26

```
function x = gaussp (A, b)
```

```
-----
% function x = gaussp (A, b)
% solves A x = b by Gaussian elimination with
% partial pivoting/
%-----
n = size(A,1) ;
A = [A,b]
for k=1:n-1
    [t, ip] = max(abs(A(k:n,k)));
    ip = ip+k-1 ;
    %% swap
    temp = A(k,k:n+1) ;
    A(k,k:n+1) = A(ip,k:n+1);
    A(ip,k:n+1) = temp;
    for i=k+1:n
        piv = A(i,k) / A(k,k) ;
        A(i,k+1:n+1) = A(i,k+1:n+1) - piv*A(k,k+1:n+1);
    end
end
x = backsolv(A,A(:,n+1));
```

3-27

TB: 20-22; AB: 1.2.1-1.2.6; GvL 3. {1,3,5} – Systems

3-27

Pivoting and permutation matrices

➤ A permutation matrix is a matrix obtained from the identity matrix by permuting its rows

➤ For example for the permutation $\pi = \{3, 1, 4, 2\}$ we obtain

$$P = \begin{pmatrix} 0 & 0 & 1 & 0 \\ 1 & 0 & 0 & 0 \\ 0 & 0 & 0 & 1 \\ 0 & 1 & 0 & 0 \end{pmatrix}$$


➤ Important observation: the matrix PA is obtained from A by permuting its rows with the permutation π

$$(PA)_{i,:} = A_{\pi(i),:}$$

3-28

TB: 20-22; AB: 1.2.1-1.2.6; GvL 3. {1,3,5} – Systems

3-28

 What is the matrix PA when

$$P = \begin{pmatrix} 0 & 0 & 1 & 0 \\ 1 & 0 & 0 & 0 \\ 0 & 0 & 0 & 1 \\ 0 & 1 & 0 & 0 \end{pmatrix} \quad A = \begin{pmatrix} 1 & 2 & 3 & 4 \\ 5 & 6 & 7 & 8 \\ 9 & 0 & -1 & 2 \\ -3 & 4 & -5 & 6 \end{pmatrix} ?$$

- Any permutation matrix is the product of interchange permutations, which only swap two rows of I .
- Notation: E_{ij} = Identity with rows i and j swapped

Example: To obtain $\pi = \{3, 1, 4, 2\}$ from $\pi = \{1, 2, 3, 4\}$ – we need to swap $\pi(2) \leftrightarrow \pi(3)$ then $\pi(3) \leftrightarrow \pi(4)$ and finally $\pi(1) \leftrightarrow \pi(2)$. Hence:

$$P = \begin{pmatrix} 0 & 0 & 1 & 0 \\ 1 & 0 & 0 & 0 \\ 0 & 0 & 0 & 1 \\ 0 & 1 & 0 & 0 \end{pmatrix} = E_{1,2} \times E_{3,4} \times E_{2,3}$$

 In the previous example where

$$\gg A = [1 \ 2 \ 3 \ 4; 5 \ 6 \ 7 \ 8; 9 \ 0 \ -1 \ 2 ; -3 \ 4 \ -5 \ 6]$$

Matlab gives $\det(A) = -896$. What is $\det(PA)$?

- At each step of G.E. with partial pivoting:

$$M_{k+1} E_{k+1} A_k = A_{k+1}$$

where E_{k+1} encodes a swap of row $k + 1$ with row $l > k + 1$.

- Notes: (1) $E_i^{-1} = E_i$ and (2) $M_j^{-1} \times E_{k+1} = E_{k+1} \times \tilde{M}_j^{-1}$ for $k \geq j$, where \tilde{M}_j has a permuted Gauss vector:

$$\begin{aligned} (I + v^{(j)} e_j^T) E_{k+1} &= E_{k+1} (I + E_{k+1} v^{(j)} e_j^T) \\ &\equiv E_{k+1} (I + \tilde{v}^{(j)} e_j^T) \\ &\equiv E_{k+1} \tilde{M}_j \end{aligned}$$

- Here we have used the fact that above row $k+1$, the permutation matrix E_{k+1} looks just like an identity matrix.

Result:

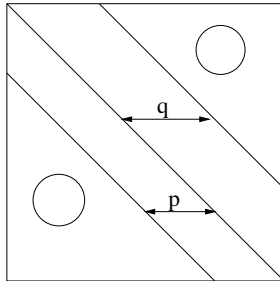
$$\begin{aligned} A_0 &= E_1 M_1^{-1} A_1 \\ &= E_1 M_1^{-1} E_2 M_2^{-1} A_2 = E_1 E_2 \tilde{M}_1^{-1} M_2^{-1} A_2 \\ &= E_1 E_2 \tilde{M}_1^{-1} M_2^{-1} E_3 M_3^{-1} A_3 \\ &= E_1 E_2 E_3 \tilde{M}_1^{-1} \tilde{M}_2^{-1} M_3^{-1} A_3 \\ &= \dots \\ &= E_1 \dots E_{n-1} \times \tilde{M}_1^{-1} \tilde{M}_2^{-1} \tilde{M}_3^{-1} \dots \tilde{M}_{n-1}^{-1} \times A_{n-1} \end{aligned}$$

- In the end

$$PA = LU \text{ with } P = E_{n-1} \dots E_1$$

Special case of banded matrices

- Banded matrices arise in many applications
- A has upper bandwidth q if $a_{ij} = 0$ for $j - i > q$
- A has lower bandwidth p if $a_{ij} = 0$ for $i - j > p$



- Simplest case: tridiagonal ➤ $p = q = 1$.

➤ First observation: Gaussian elimination (no pivoting) preserves the initial banded form. Consider first step of Gaussian elimination:

2. For $i = 2 : n$ Do:
3. $a_{i1} := a_{i1}/a_{11}$ (pivots)
4. For $j := 2 : n$ Do :
5. $a_{ij} := a_{ij} - a_{i1} * a_{1j}$
6. End
7. End

➤ If A has upper bandwidth q and lower bandwidth p then so is the resulting $[L/U]$ matrix. ➤ Band form is preserved (induction)

$\frac{1}{a_{11}}$ Operation count?

What happens when partial pivoting is used?

If A has lower bandwidth p , upper bandwidth q , and if Gaussian elimination with partial pivoting is used, then the resulting U has upper bandwidth $p + q$. L has at most $p + 1$ nonzero elements per column (bandedness is lost).

- Simplest case: tridiagonal ➤ $p = q = 1$.

Example:

$$A = \begin{pmatrix} 1 & 1 & 0 & 0 & 0 \\ 2 & 1 & 1 & 0 & 0 \\ 0 & 2 & 1 & 1 & 0 \\ 0 & 0 & 2 & 1 & 1 \\ 0 & 0 & 0 & 2 & 1 \end{pmatrix}$$