



C S C I 5304

Fall 2021

COMPUTATIONAL ASPECTS OF MATRIX THEORY

Class time : MW 4:00 – 5:15 pm
Room : Keller 3-230 or Online
Instructor : Daniel Boley

Lecture notes:

<http://www-users.cselabs.umn.edu/classes/Fall-2021/csci5304/>

August 22, 2021

A few applications of the SVD

Many methods require to approximate the original data (matrix) by a low rank matrix before attempting to solve the original problem

- **Regularization methods** require the solution of a least-squares linear system $Ax = b$ approximately in the dominant singular space of A
- The **Latent Semantic Indexing (LSI)** method in information retrieval, performs the “query” in the dominant singular space of A
- Methods utilizing **Principal Component Analysis**, e.g. Face Recognition.

Commonality: Approximate A (or A^\dagger) by a lower rank approximation A_k (using dominant singular space) before solving original problem.

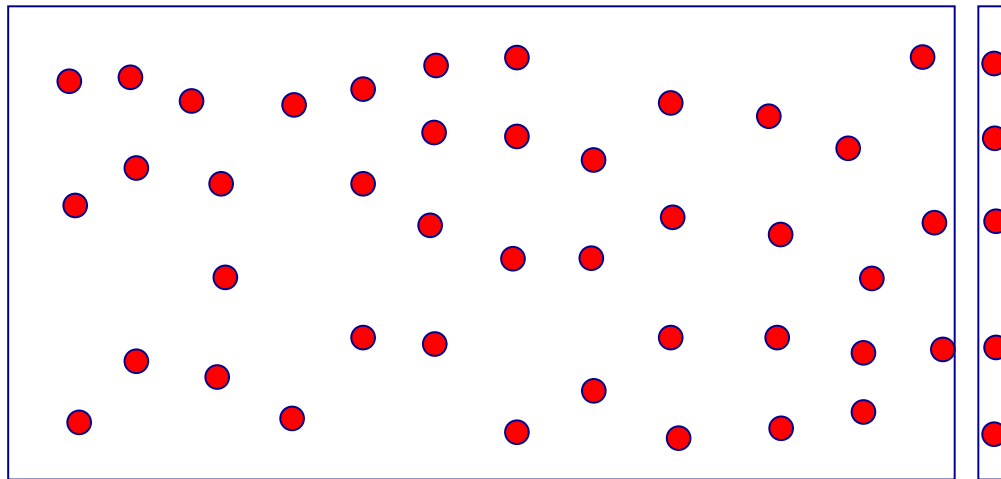
➤ This approximation captures the main features of the data while getting rid of noise and redundancy

Note: Common misconception: 'we need to reduce dimension in order to reduce computational cost'. In reality: using less information often yields better results. This is the problem of **overfitting**.

➤ Good illustration: Information Retrieval (IR)

Information Retrieval: Vector Space Model

- Given: a collection of documents (columns of a matrix A) and a query vector q .



- Collection represented by an $m \times n$ term by document matrix with $a_{ij} = L_{ij}G_iN_j$
- Queries ('pseudo-documents') q are represented similarly to a column

Vector Space Model - continued

- Problem: find a column of \mathbf{A} that best matches \mathbf{q}
- Similarity metric: angle between the column and \mathbf{q} - Use cosines:

$$\frac{|\mathbf{c}^T \mathbf{q}|}{\|\mathbf{c}\|_2 \|\mathbf{q}\|_2}$$

- To rank all documents we need to compute

$$\mathbf{s} = \mathbf{A}^T \mathbf{q}$$

- \mathbf{s} = similarity vector.
- Literal matching – not very effective.

Use of the SVD

- Many problems with literal matching: *polysemy*, *synonymy*, ...
- Need to extract intrinsic information – or underlying “semantic” information –
- Solution (LSI): replace matrix A by a low rank approximation using the Singular Value Decomposition (SVD)

$$A = U\Sigma V^T \quad \rightarrow \quad A_k = U_k \Sigma_k V_k^T$$

- U_k : term space, V_k : document space.
- Refer to this as Truncated SVD (TSVD) approach

New similarity vector:

$$s_k = A_k^T q = V_k \Sigma_k U_k^T q$$

Issues:

- Problem 1: How to select k ?
- Problem 2: computational cost (memory + computation)
- Problem 3: updates [e.g. google data changes all the time]
- Not practical for very large sets

LSI : an example

```
%% D1 : INFANT & TODDLER first aid
%% D2 : BABIES & CHILDREN's room for your HOME
%% D3 : CHILD SAFETY at HOME
%% D4 : Your BABY's HEALTH and SAFETY
%% : From INFANT to TODDLER
%% D5 : BABY PROOFING basics
%% D6 : Your GUIDE to easy rust PROOFING
%% D7 : Beanie BABIES collector's GUIDE
%% D8 : SAFETY GUIDE for CHILD PROOFING your HOME
%%%%%%%%%%%%%%%%%%%%%%%%%%%%%%%%%%%%%%%%%%%%%%%%%%%%%%%%%%%%%%%%%%%%%%%%
%% TERMS: 1:BABY 2:CHILD 3:GUIDE 4:HEALTH 5:HOME
%% 6:INFANT 7:PROOFING 8:SAFETY 9:TODDLER
%% Source: Berry and Browne, SIAM., '99
```

- Number of documents: 8
- Number of terms: 9

➤ Raw matrix (before scaling).

$$A =$$

	<i>d1</i>	<i>d2</i>	<i>d3</i>	<i>d4</i>	<i>d5</i>	<i>d6</i>	<i>d7</i>	<i>d8</i>	
		1		1	1		1		<i>bab</i>
		1	1					1	<i>chi</i>
						1	1	1	<i>gui</i>
				1					<i>hea</i>
		1	1					1	<i>hom</i>
	1			1					<i>inf</i>
					1	1		1	<i>pro</i>
			1	1				1	<i>saf</i>
	1			1					<i>tod</i>

 Get the answer to the query Child Safety, so

$$q = [0 \ 1 \ 0 \ 0 \ 0 \ 0 \ 0 \ 1 \ 0]$$

using cosines and then using LSI with $k = 3$.

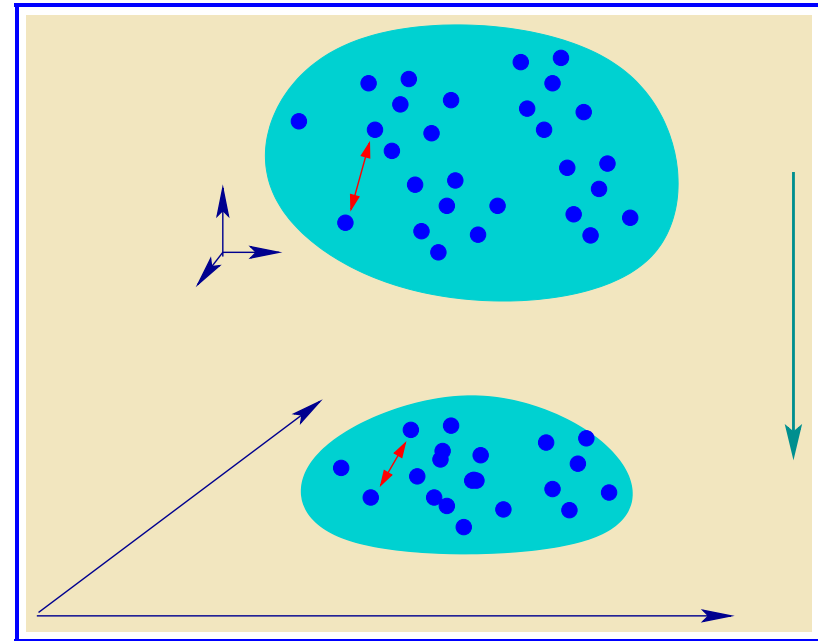
Dimension reduction

Dimensionality Reduction (DR) techniques pervasive to many applications

- Often main goal of dimension reduction is not to reduce computational cost. Instead:
 - Dimension reduction used to reduce noise and redundancy in data
 - Dimension reduction used to discover patterns (e.g., supervised learning)
- Techniques depend on desirable features or application: Preserve angles? Preserve distances? Maximize variance? ..

The problem

- Given $d \ll m$ find a mapping $\Phi : x \in \mathbb{R}^m \longrightarrow y \in \mathbb{R}^d$
- Mapping may be explicit (e.g., $y = V^T x$)
- Or implicit (nonlinear)

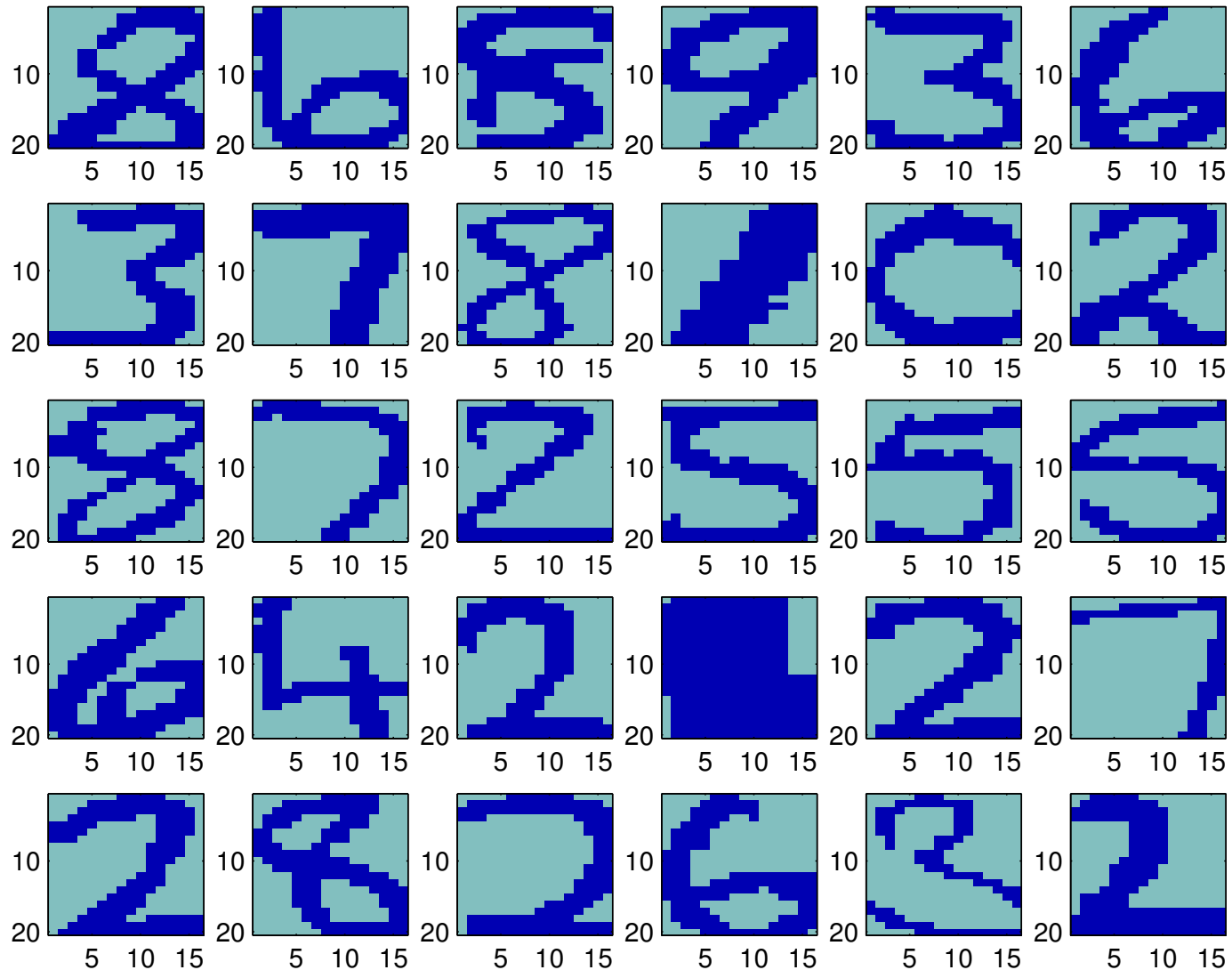


Practically:

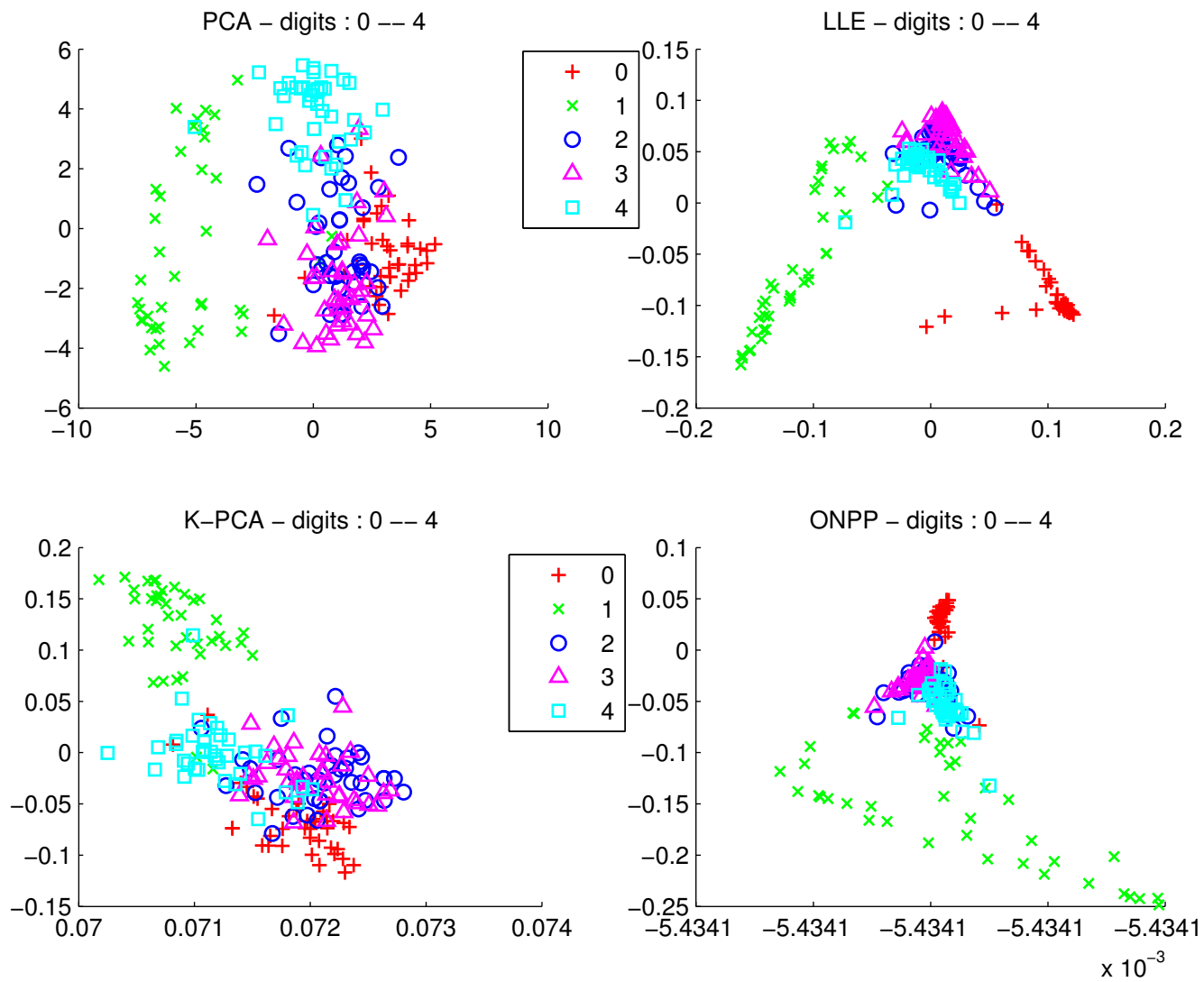
Find a low-dimensional representation $Y \in \mathbb{R}^{d \times n}$ of $X \in \mathbb{R}^{m \times n}$.

- Two classes of methods: (1) projection techniques and (2) nonlinear implicit methods.

Example: Digit images (a sample of 30)



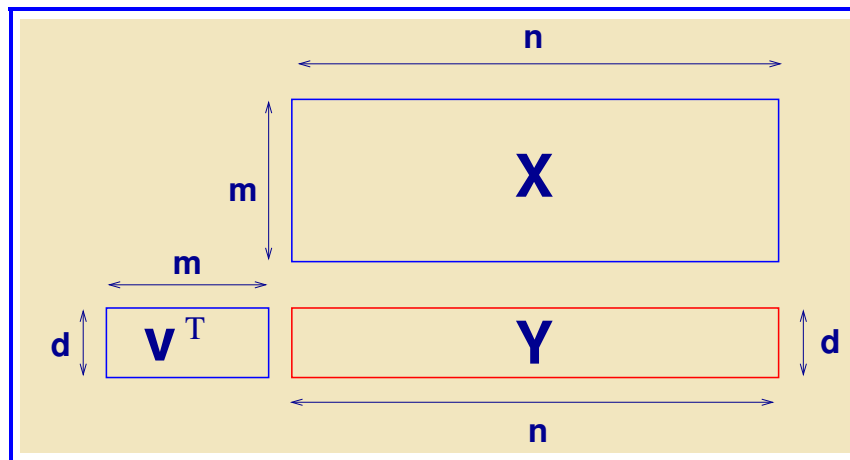
A few 2-D 'reductions':



Projection-based Dimensionality Reduction

Given: a data set $X = [x_1, x_2, \dots, x_n]$, and d the dimension of the desired reduced space Y .

Want: a linear transformation from X to Y



$$X \in \mathbb{R}^{m \times n}$$

$$V \in \mathbb{R}^{m \times d}$$

$$Y = V^T X$$

$$\rightarrow Y \in \mathbb{R}^{d \times n}$$

➤ m -dimens. objects (x_i) 'flattened' to d -dimens. space (y_i)

Problem: Find the best such mapping (optimization) given that the y_i 's must satisfy certain constraints

Principal Component Analysis (PCA)


- PCA: find V (orthogonal) so that projected data $Y = V^T X$ has maximum variance
- Maximize over all orthogonal $m \times d$ matrices V :

$$\sum_i \left\| \mathbf{y}_i - \frac{1}{n} \sum_j \mathbf{y}_j \right\|_2^2 = \dots = \text{Tr} [V^T \bar{X} \bar{X}^T V]$$

Where: $\bar{X} = [\bar{x}_1, \dots, \bar{x}_n]$ with $\bar{x}_i = x_i - \mu$, $\mu = \text{mean}$.

Solution: $V = \{ \text{dominant eigenvectors} \}$ of covariance matrix

- i.e., Optimal $V = \text{Set of left singular vectors of } \bar{X} \text{ associated with } d \text{ largest singular values.}$

 2 Show that $\bar{X} = X(I - \frac{1}{n}ee^T)$ (here $e =$ vector of all ones).
What does the projector $(I - \frac{1}{n}ee^T)$ do?

 3 Show that solution V also minimizes 'reconstruction error' ..

$$\sum_i \|\bar{x}_i - VV^T\bar{x}_i\|^2 = \sum_i \|\bar{x}_i - V\bar{y}_i\|^2$$

 4 .. and that it also maximizes $\sum_{i,j} \|y_i - y_j\|^2$

Matrix Completion Problem

Consider a table of movie ratings. You want to predict missing ratings by assuming commonality (low rank matrix).

	given data			predictions		
movie	Paul	Jane	Ann	Paul	Jane	Ann
Title-1	-1	3	-1	-1.2	1.7	-0.7
Title-2	4	x	3	2.8	-1.2	2.5
Title-3	-3	1	-4	-2.7	1.0	-2.5
Title-4	x	-1	-1	-0.5	-0.3	-0.6
Title-5	3	-2	1	1.8	-1.4	1.4
Title-6	-2	3	x	-1.6	1.8	-1.2
	A			X		

➤ Minimize $\|(X - A)_{\text{mask}}\|_F^2 + \mu \|X\|_*$

“minimize sum-of-squares of deviations from known ratings plus sum of singular values of solution (to reduce the rank).”