


Pointers

Ch 9 & 13.1



Highlights

- pointers

```
int x = 6;
```

```
int* xp;
```

```
xp = &x;
```

object vs memory address

An object is simply a box in memory and if you pass this into a function it makes a copy

A memory address is where a box is located and if you pass this into a function, you can change the variable everywhere

Memory address	Object (box)
arrays (pointers)	int, double, char, ...
using &	classes

Review: address vs value

Consider the following:

```
int x=6;  
cout << x << "\n";  
cout << &x << endl;
```

`x` is a variable (a box containing value 6)

`&x` is a memory address (sign pointing to box)

- Rather than giving the value inside the box, this gives the whole box

(see: memAddress.cpp)

Review: address vs value

Similar to a URL and a webpage

-A URL is not a webpage, but a link to one

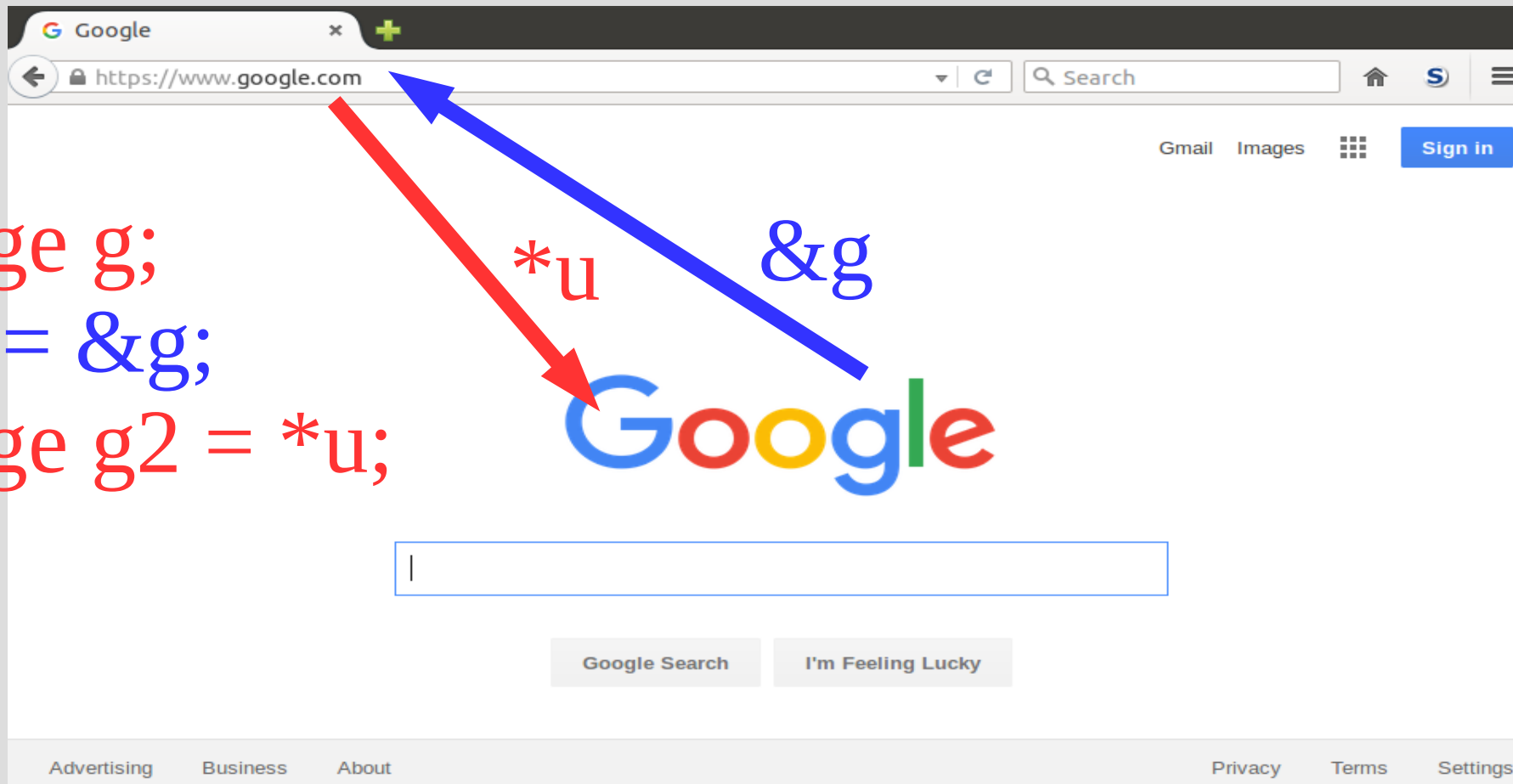
The image shows a screenshot of the Google homepage in a web browser. The address bar contains the URL `https://www.google.com`. A blue arrow points from the address bar to the Google logo, and a red arrow points from the text 'Webpage g;' to the letter 'g' in the logo. Another blue arrow points from the text 'cout << &g;' to the letter 'g' in the logo. The browser interface includes a search bar, navigation links (Gmail, Images, Sign in), and footer links (Advertising, Business, About, Privacy, Terms, Settings).

Webpage g;
cout << &g;

Pointers

Just as `&` goes from value (webpage) to address (url), `*` goes the opposite:

Webpage `g`;
URL `u = &g`;
Webpage `g2 = *u`;



Pointers

You can also think of pointers as “phone numbers” and what they point to as “people”



1-800-presdnt
(pointer)



Trump
(object)



Pointers

If multiple people have the same “phone number”, they call the same person (object)



Trump
(object)



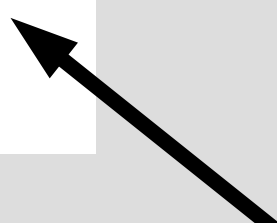
1-800-presdnt
(pointer/
memory address)

1-800-presdnt

Pointers

A pointer is used to store a memory address and denoted by a * (star!)

```
int x = 6;  
int* xp;  
xp = &x;
```



Here variable “xp” has type “integer pointer”

```
cout << *(&x); // *(&x) same as x
```

The * goes from address to variable (e.g. like hitting ENTER on a url, or “call” on a phone contact) (See: pointerBasics.cpp)

Pointers (phone analogy)

```
int* jacky;
```

Make a contact name called "jacky"

Make a phone-number for an person (int)

```
int Jacqueline_Wu = 9;
```

Make a person (int) "Jacqueline Wu" exist

```
jacky = & Jacqueline_Wu;
```

(& = address of)

Save Jacqueline Wu's phone number into the "jacky" contact

```
*jacky = 9001;
```

Call the "jacky" contact (and connect with Jacqueline Wu)

* = call up

Pointers

It is useful to think of pointers as types:

```
int* xp;
```

Here I declared a variable “xp” of type “int*”

Just like arrays and [], the use of the * is different for the declaration than elsewhere:

Declaration: the * is part of the type (**int*** xp;)

Everywhere else: * follows the pointer/address
(i.e. ***xp = 2;** puts 2 where xp is pointing to)

Pointers

Pointers and references allow you to change anything into a memory address that you want

This can make it easier to share variables across functions

You can also return a pointer from a function
(return links to variables)
(see: `returnPointer.cpp`)

Pointers

Why do we need pointers? (memory addresses are stupid!!!)

Suppose we had the following class:

```
class Person{  
    string name;  
    Person mother;  
    Person father;  
};
```

Will this work?

Pointers

As is, it will not... it is impossible to make a box enclose two other equal sized boxes

The only way it can enclose something like itself is that thing is smaller




Pointers

To do this we can use pointers instead!

A pointer does not store the whole class data, it only remembers where it is (like a URL)

```
class person{  
    string name;  
    person* mother;  
    person* father;  
};
```



(See: person.cpp) (more on this shortly)

->

When dealing with classes, often you need to dereference (*) and access a member (.)

There is a shortcut to de-reference and call a member (follow arrow and go inside a box)

You can replace (*var).x with var->x, so...

```
(* (me.mother)).name;
```

... same as ...

```
me.mother->name;
```


Person class

How would you make your grandmother?
How could you get your grandmother using only yourself as a named object?

```
class person{  
    string name;  
    person* mother;  
    person* father;  
};
```

(See: personV2.cpp)