


Constraint sat. prob. (Ch. 6)



Announcements

Writing 2 finished grading
- regrades due by April 10

Writing 3: need to use citations

Types of constraints

Try to do this job problem with: J1, J2 and J3

Jobs cannot overlap

J3 takes 3 time units

J2 takes 2 time units

J1 takes 1 time unit

J1 must happen before J3

J2 cannot happen at time 0 or 1

All jobs must finish by time 7

(i.e. you can start J2 at time 5 but not at time 6)

Applying constraints

We can repeatedly apply our constraint rules to shrink the domain of variables (we just shrunk NT's domain to nothing)

This reduces the size of the domain, making it easier to check:

- If the domain size is zero, there are no solutions for this problem
- If the domain size is one, this variable must take on that value (the only one in domain)

Applying constraints

AC-3 checks all 2-consistency constraints:

1. Add all binary constraints to queue
2. Pick a binary constraint (X_i, Y_j) from queue
3. If x in $\text{domain}(X_i)$ and no consistent y in $\text{domain}(Y_j)$, then remove x from $\text{domain}(X_i)$
4. If you removed in step 3, update all other binary constraints involving X_i (i.e. (X_i, X_k))
5. Goto step 2 until queue empty

Applying constraints

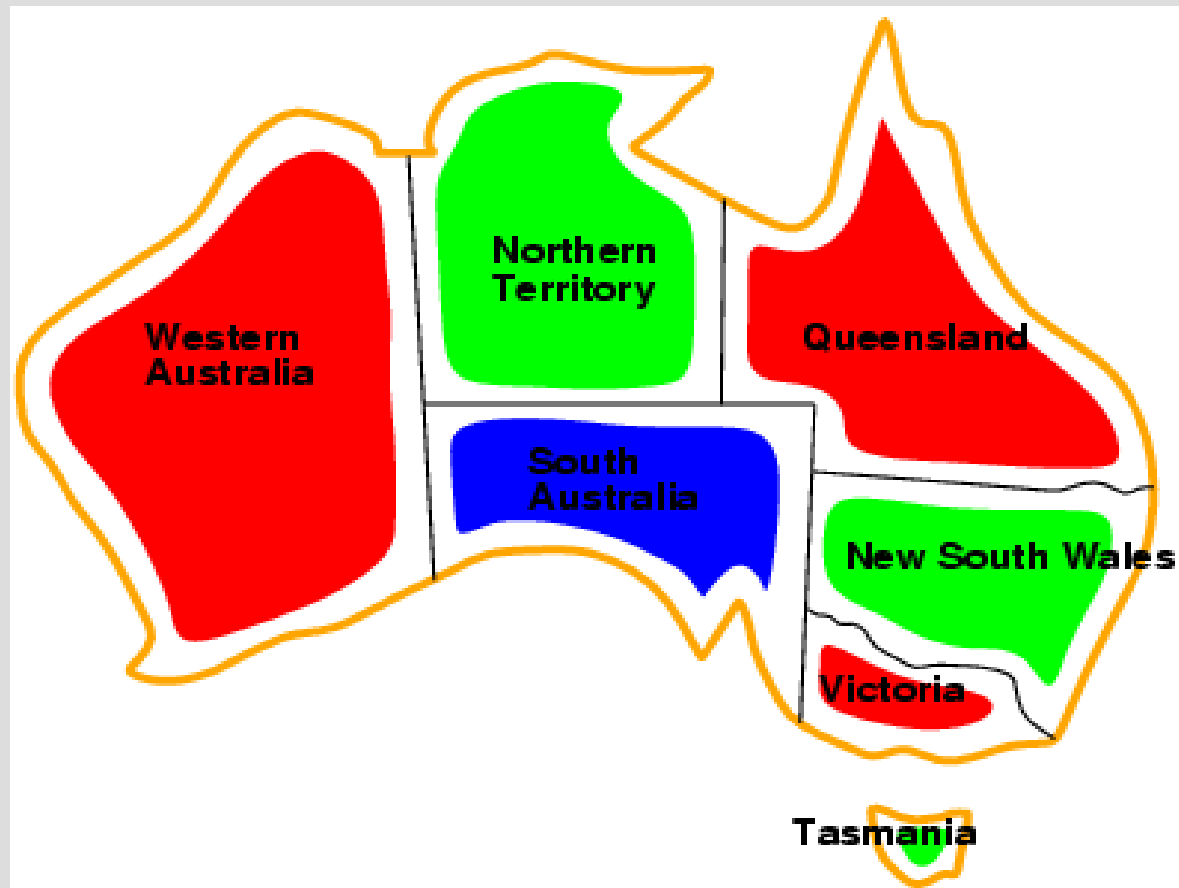
Some problems can be solved by applying constraint restrictions (such as sudoku) (i.e. the size of domain is one after reduction)

Harder problems this is insufficient and we will need to search to find a solution

Which is what we will do... now

CSP vs. search

Let us go back to Australia coloring:



How can you color using search techniques?

CSP vs. search

We can use an incremental approach:

State = currently colored provinces (and their color choices)

Action = add a new color to any province that does not conflict with the constraints

Goal: To find a state where all provinces are colored

CSP vs. search

Is there a problem?

CSP vs. search

Is there a problem?

Let d = domain size (number of colorings),
 n = number of variables (provinces)

The number of leaves are $n! * d^n$

However, there are only d^n possible states
in the CSP so there must be a lot of duplicate
leaves (not including mid-tree parts)

CSP vs. search

CSP assumes one thing general search does not: the order of actions does not matter

In CSP, we can assign a value to a variable at any time and in any order without changing the problem (all we care about is the end state)

So all we need to do is limit our search to one variable per depth, and we will have a match with CSP of d^n leaves (all combinations)

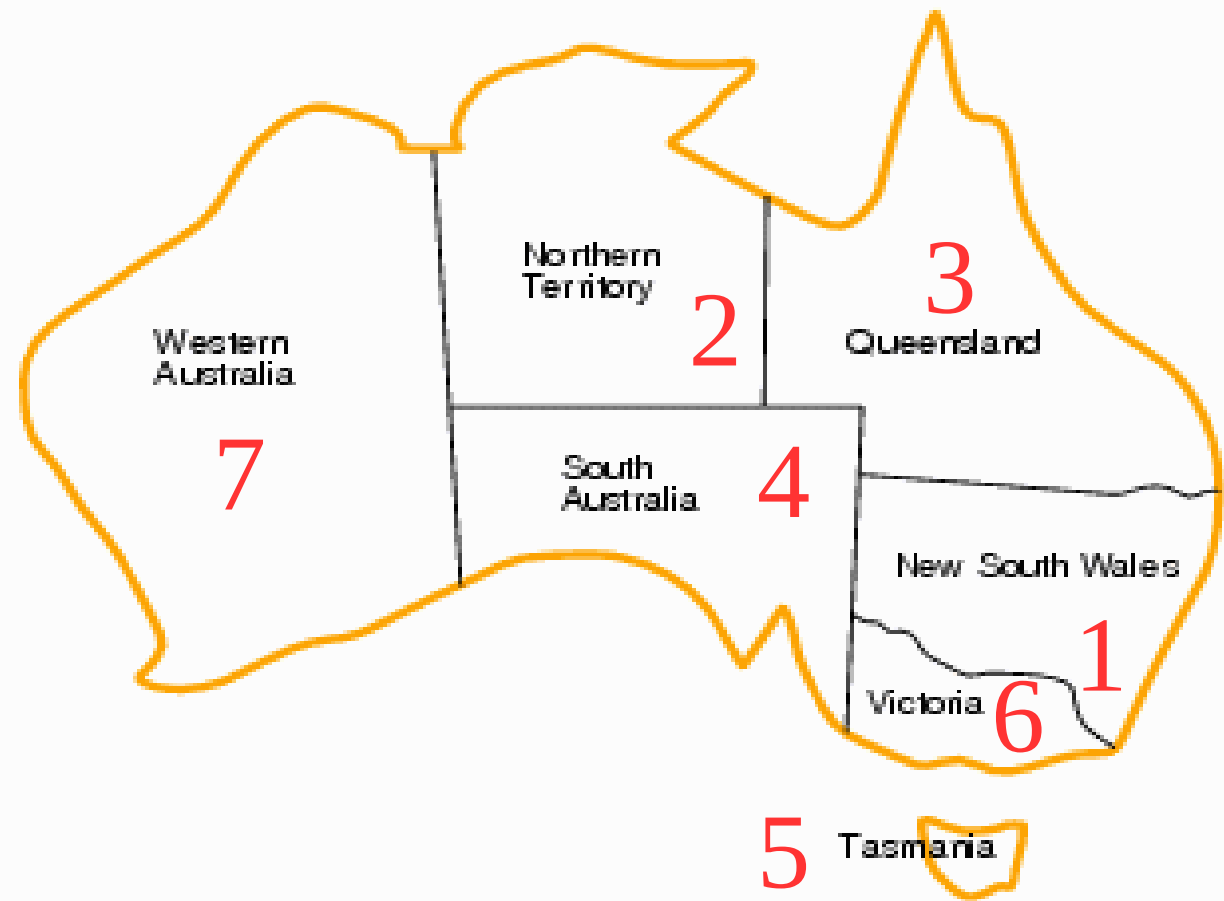
CSP vs. search

Let's apply CSP modified DFS on Australia:
(assign values&variables in alphabetical order)

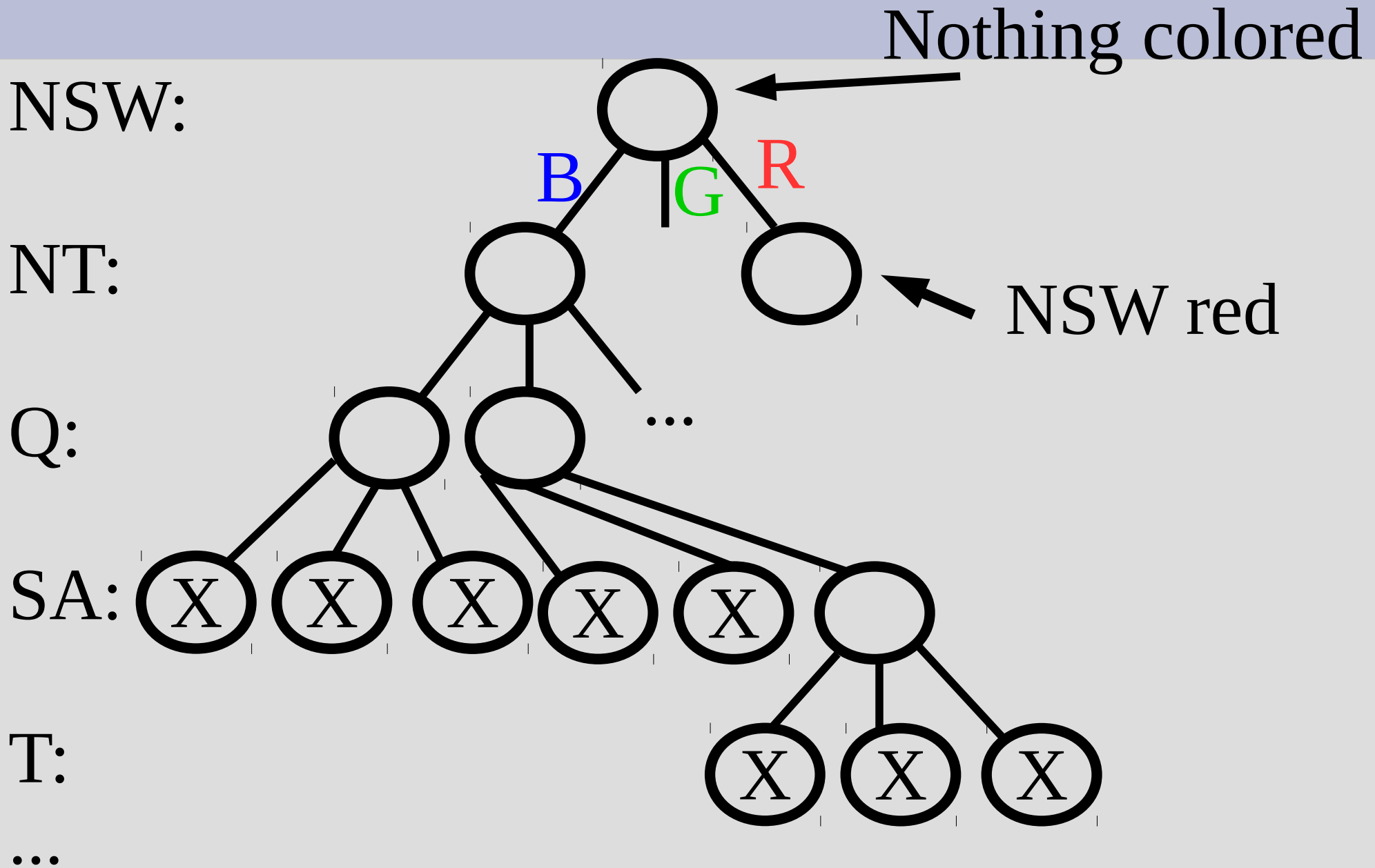
1st: blue

2nd: green

3rd: red



CSP vs. search



CSP vs. search

STOP PICKING BLUE EVERY TIME!!!!



THIRD PARTY FACE PALM

For when there is so much fail.... you need that extra bit of outside help..

CSP backtracking

However, this is still hope for searching (called backtracking search (it backups up at conflict))

We will improve it by...

1. The order we pick variables
2. The order we pick values for variables
3. Mix search with inference
4. Smarter backtracking

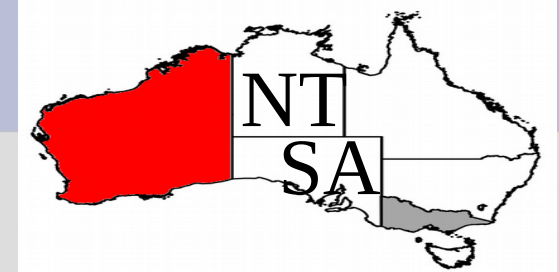
1. What variable?

When picking the variables, we want to the variable with the smallest domain (the most restricted variable)

The best-case is that there is only one value in the domain to remain consistent

By picking the most constrained variables, we fail faster and are able to prune more of the tree

1. What variable?



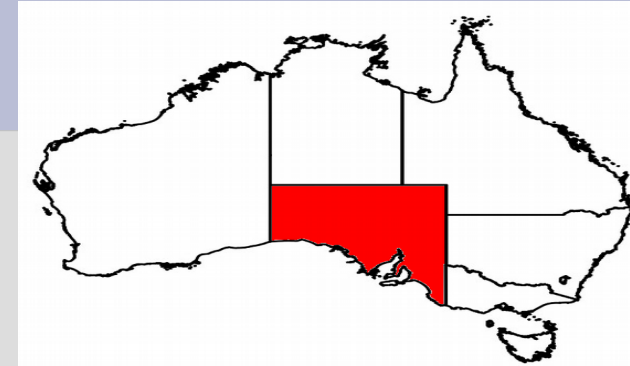
Suppose we pick $\{WA = \text{red}\}$, it would be silly to try and color V next

Instead we should try to color NT or SA, as these only have 2 possible colorings, while the rest have 3

This will immediately let the computer know that it cannot color NT or SA red (prune these branches right way)

1. What variable?

But we can do even better!



If there is a tie for possible values to take, we pick the variable with the most connections

This ensures that other nodes are more restricted to again prune earlier

For example, we should color SA first as it connects to 5 other provinces

2. What value?

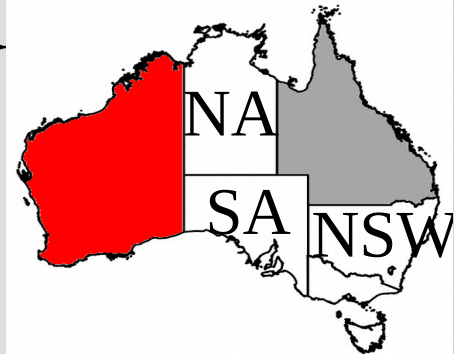
After we picked a variable to look at, we must assign a value

Here we want to do the opposite: choose the value which constrains the neighbors the least

This is “putting your best foot forward” or trying your best to find a goal (while failing fast helps pruning, we do actually want to find a goal not prune as much as possible)

2. What value?

For example, if we color {WA = red}
then pick Q next



Our options for Q are {red, green or blue}, but
picking {green or blue} limit NT & SA to
only one valid color and NSW to 2

If we pick {Q=red}, then NT, SA & NSW all
have 2 valid possibilities (and this happens to
be on a solution path)

1. & 2.

An analogy to 1&2 is: “trying our best (2) to solve the weakest link (1)”

By tackling the weakest link first, it will be easier for less constrained nodes to adapt/
pick up the slack

However, we do want to try and solve the problem, not find the quickest way to fail (i.e. always picking blue... .. >.<)

3. Mix search & inference?

We described how AC-3 can use inference to reduce the domain size

Inference does not need to run in isolation; it works better to assign a value then apply inference to prune before even searching

This works well in combination with 1 as uses the domain size to choose the variable and 3 shrinks domain sizes to be consistent

3. Mix search & inference?

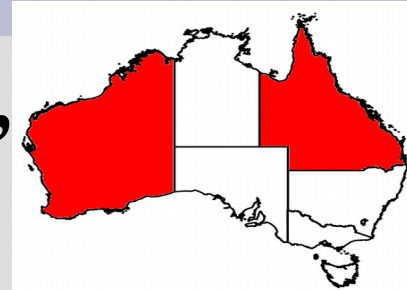
This is somewhat similar to providing a heuristic for our original search

Inference lets us know an estimation of what colors are left and can be done efficiently

We can use this estimate to guide our search more directly towards the goal

3. Mix search & inference?

In the previous example: $\{WA = \text{red}\}$,
then color Q



We want to choose $\{Q = \text{red}\}$ to allow the most
choices for NT and SA

Without inference we will not know about this
restriction and just have assign and realize
this constraint when we create a conflict

4. Smart backtracking

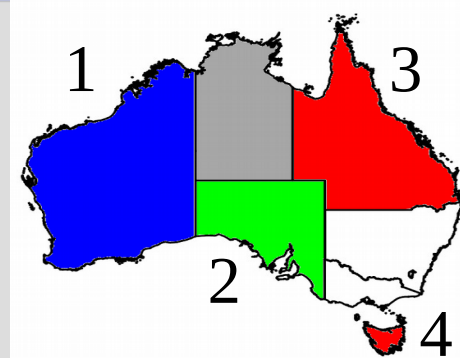
Instead of moving our search back up a single layer of the tree and picking from there...

We could backup to the first node above the conflict that was actually involved in the conflict

This avoids in-between nodes which did not participate in the conflict

4. Smart backtracking

Suppose we assigned (in this order):
{WA = B, SA = G, Q = R, T = R}
then pick NT



NT has all three colors neighboring it, so a conflict is reached

In normally, we would backtrack and try to change T (i.e. 4), but this was actually not involved in the conflict (1, 2 & 3 were)

Example

Suppose we have the following statement:

$$\begin{array}{r} \text{T W O} \\ + \text{T W O} \\ = \text{F O U R} \end{array}$$

We want to assign each character a single digit to make this a valid math equation (each different letter is a different digit)

How do you represent this as a CSP?

Example

Suppose we have the following statement:

$$\begin{array}{r} T W O \\ + T W O \\ = F O U R \end{array}$$

$$R = O + O \pmod{10}$$

$$U = W + W + \text{floor}((O+O)/10) \pmod{10}$$

$$O = T + T + \text{floor}((W+W + (O+O)/10)/10) \pmod{10}$$

$$F = \text{floor}((T+T + (W+W)/10)/10) \pmod{10}$$

$$T \neq W \neq O \neq F \neq U \neq R$$

Example

$$R = O + O \bmod 10$$

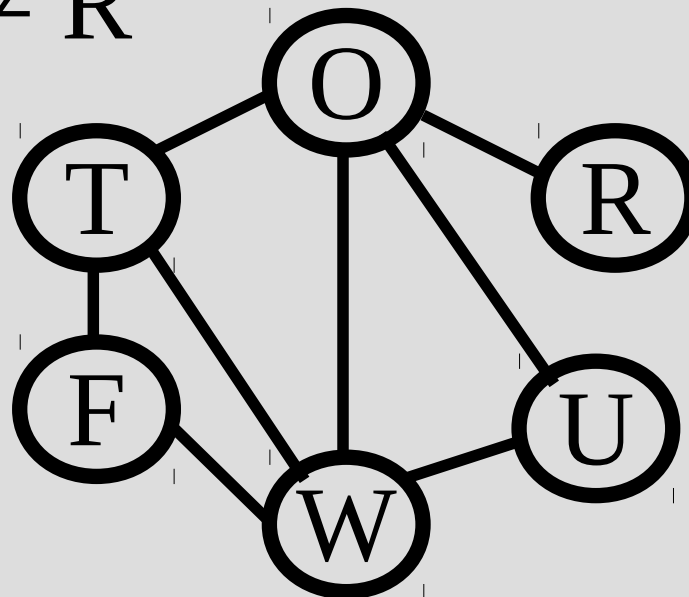
$$U = W + W + \text{floor}((O+O)/10) \bmod 10$$

$$O = T+T+\text{floor}((W+W+(O+O)/10)/10) \bmod 10$$

$$F = \text{floor}((T+T+(W+W)/10)/10) \bmod 10$$

$$T \neq W \neq O \neq F \neq U \neq R$$

Pictorally:
(relationships)



Example

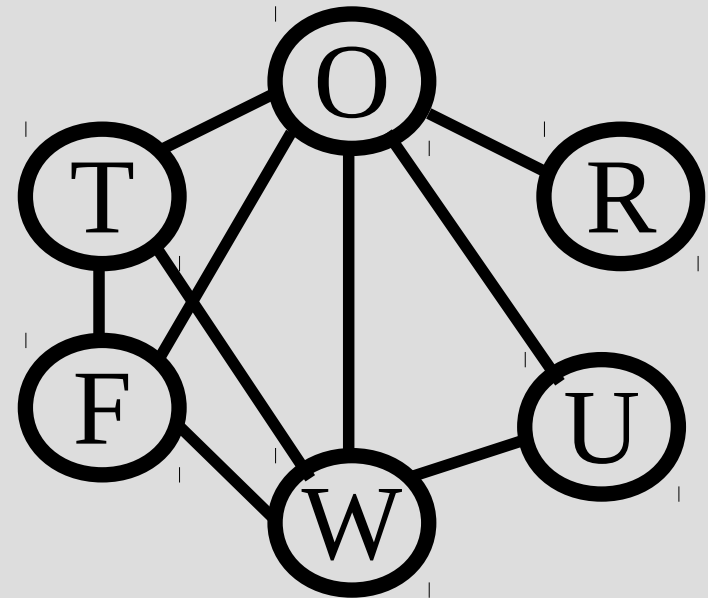
Domains are (as they are digits):

$O = R = U = W = \{0,1,2,3,4,5,6,7,8,9\}$

$F=T=\{1,2,3,4,5,6,7,8,9\}$

(not 0 as leading digit)

However, we can simplify this by adding more variables to represent the “carry over” amounts



Example

$$R = O + O \bmod 10$$

$$U = W + W + \text{floor}((O+O)/10) \bmod 10$$

$$O = T+T+\text{floor}((W+W+(O+O)/10)/10) \bmod 10$$

$$F = \text{floor}((T+T+(W+W)/10)/10) \bmod 10$$

$$T \neq W \neq O \neq F \neq U \neq R$$

We can simplify the floor by adding auxiliary variables: C_{10} , C_{100} and C_{1000} representing

the “carry over” value from the addition

Specifically, $\text{floor}((O+O)/10) = C_{10}$

Example

$$R = O + O \bmod 10$$

$$U = W + W + C_{10} \bmod 10$$

$$O = T + T + C_{100} \bmod 10$$

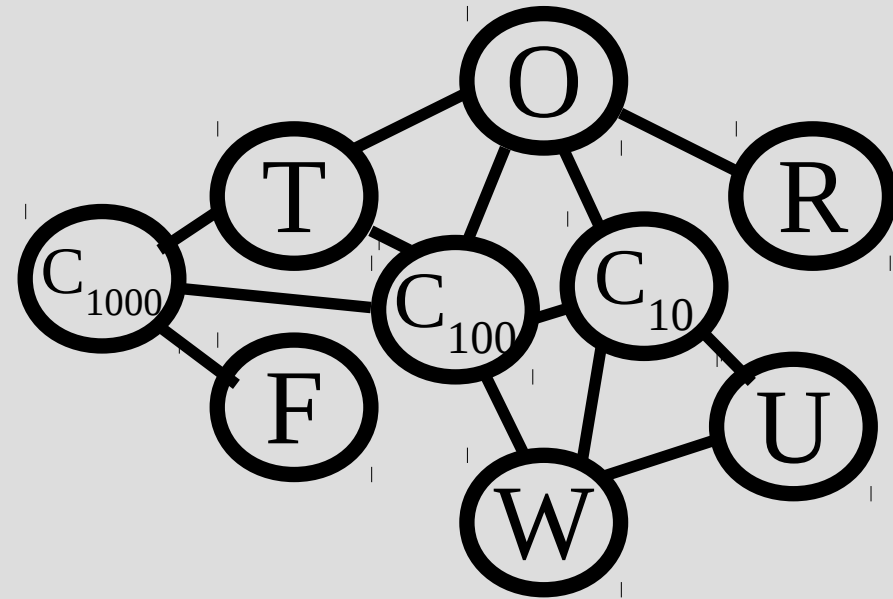
$$F = C_{1000} \bmod 10$$

$$T \neq W \neq O \neq F \neq U \neq R$$

$$C_{10} = \text{floor}((O+O)/10) \bmod 10$$

$$C_{100} = \text{floor}((W+W + C_{10})/10) \bmod 10$$

$$C_{1000} = \text{floor}((T+T + C_{100})/10) \bmod 10$$



Example

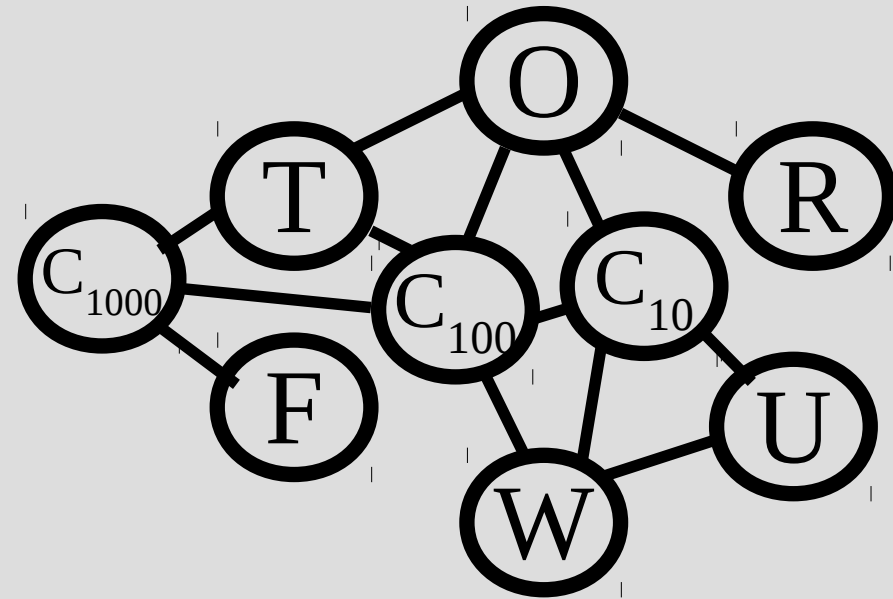
Domains:

$O = R = U = W =$
 $\{0, 1, 2, 3, 4, 5, 6, 7, 8, 9\}$

$F = T = \{1, 2, 3, 4, 5, 6, 7, 8, 9\}$

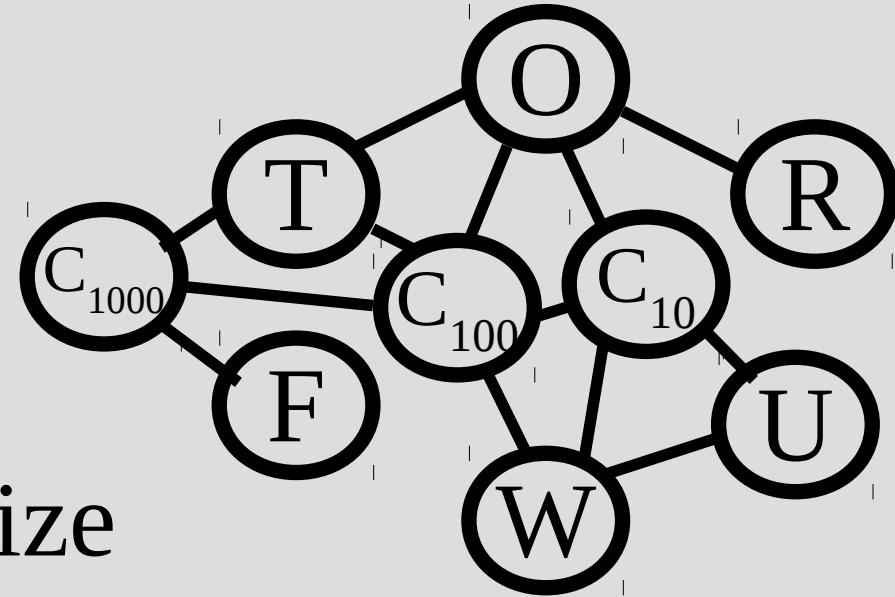
$C_{10} = C_{100} = C_{1000} = \{0, 1\}$

(as they are the sum of two single digits)



Example

We want to pick the variable with the smallest domain



All C_x tie with a domain size of two, so we pick the one with the most connections: C_{100}

So try $C_{100} = 0$

Example

If $C_{100} = 0$, we see if we can shrink any of the domains that involve C_{100} ...

Constraints involving C_{100} :

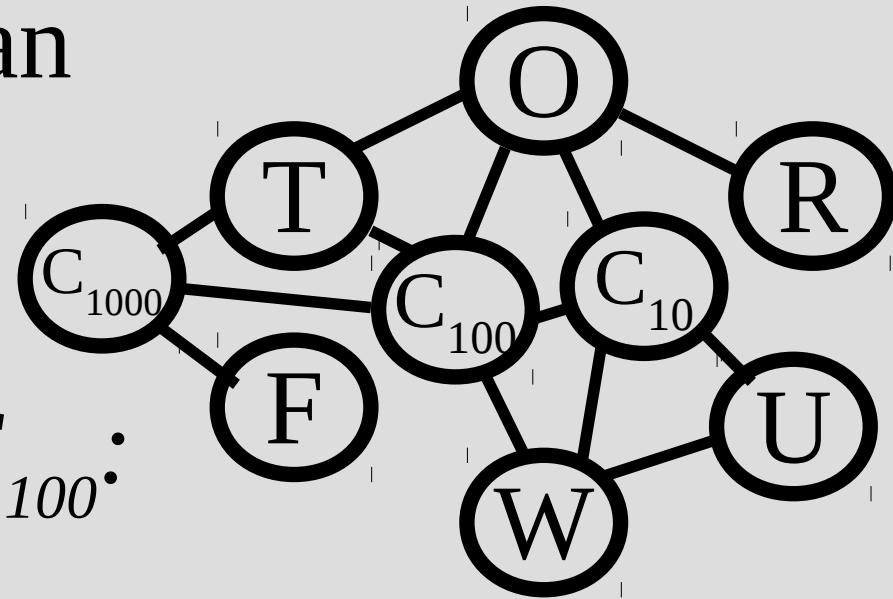
$$O = T + T + C_{100} \pmod{10}$$

$$C_{100} = \text{floor}((W+W + C_{10})/10) \pmod{10}$$

$$C_{1000} = \text{floor}((T+T + C_{100})/10) \pmod{10}$$

T and O cannot shrink, but we can get:

$$W = \{0, 1, 2, 3, 4\} \text{ (as } \text{floor}(W/5) = 0 \text{)}$$



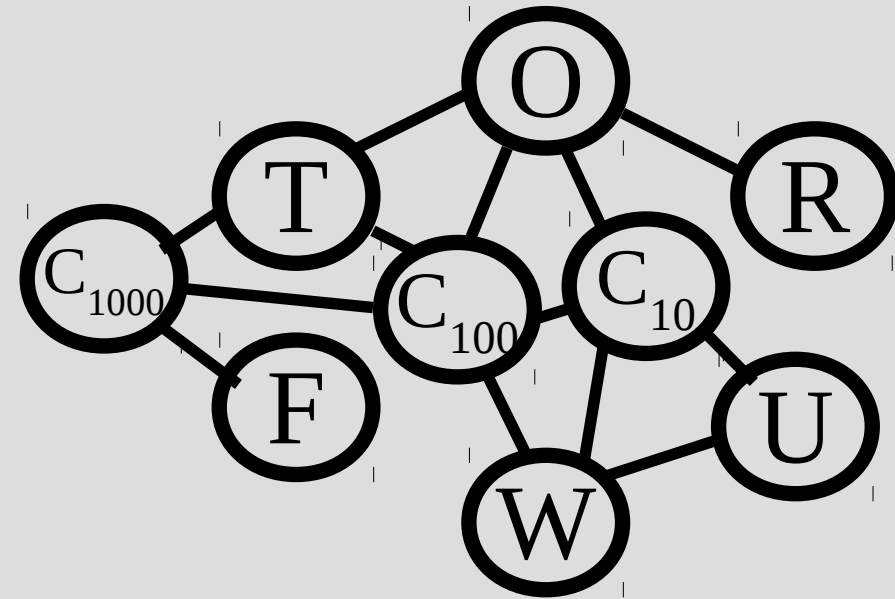
Example

Then pick next:

$C_{10} = 0$, then infer

$O = \{0, 1, 2, 3, 4\}$

W and T no change



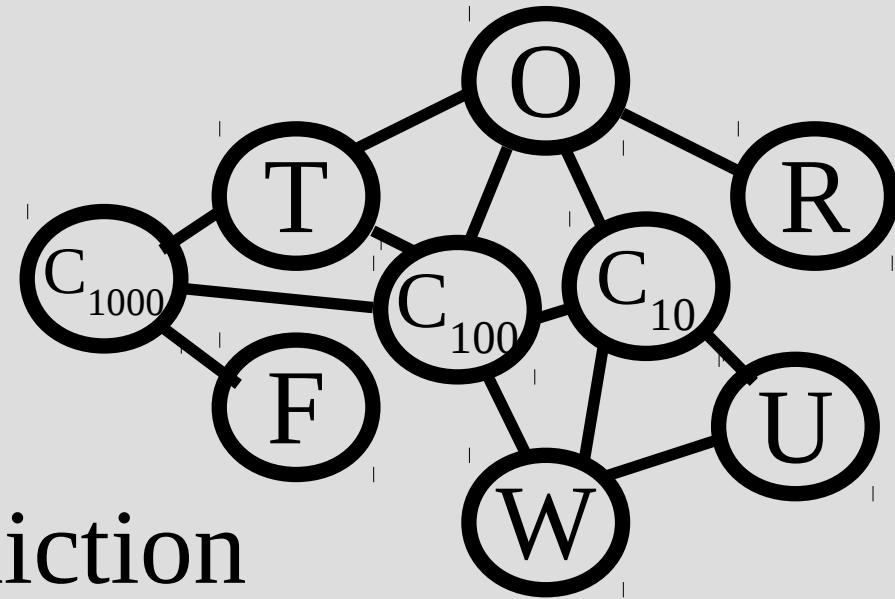
(You could do further inference to reduce U by using “MAC” inference (i.e. find U must be even), but I only shrink domains of things directly related to the pick)

Example

Then pick next:

$C_{1000} = 0$, then infer

$F = \{ \}$, a contradiction



So backup... This contradiction involved C_{1000} and F , so we just need to

re-pick C_{1000} , $C_{1000} = 1$

Thus we can infer:

$F = \{1\}$, $T = \{5, 6, 7, 8, 9\}$

Example

At this point our picks are:

$$C_{10} = 0$$

$$C_{100} = 0$$

$$C_{1000} = 1$$

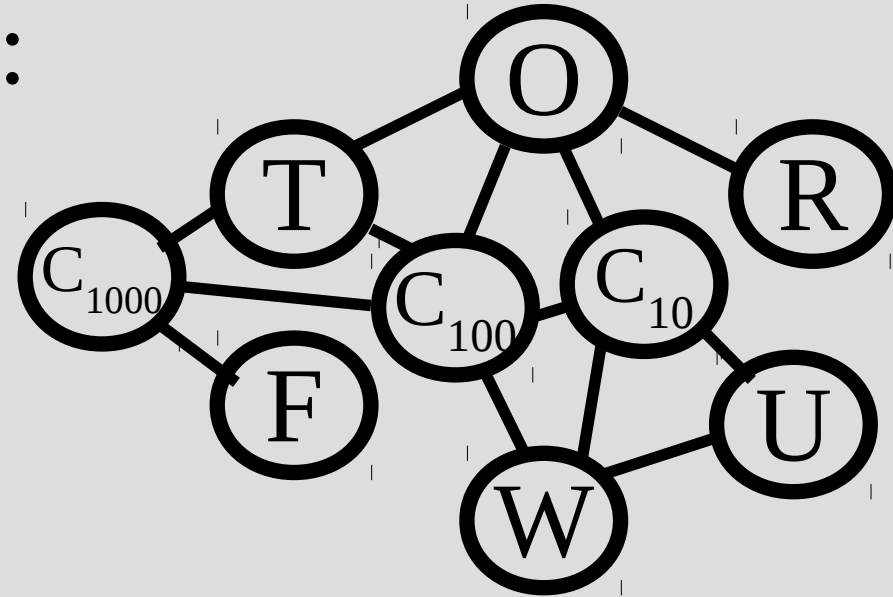
Domains:

$$F = \{1\}$$

$$T = \{5,6,7,8,9\}$$

$$W = O = \{0,1,2,3,4\}$$

$$U = R = \{0,1,2,3,4,5,6,7,8,9\}$$



Example

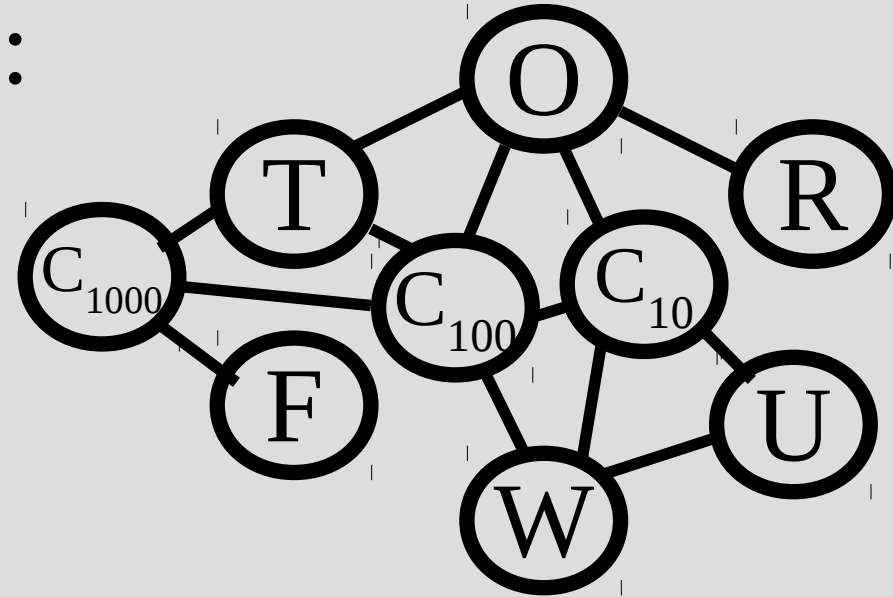
Next smallest domain is F:
Only one pick, $F=1$

Since F has to be a
unique digit we can infer:

$$W = O = \{0, 2, 3, 4\}$$

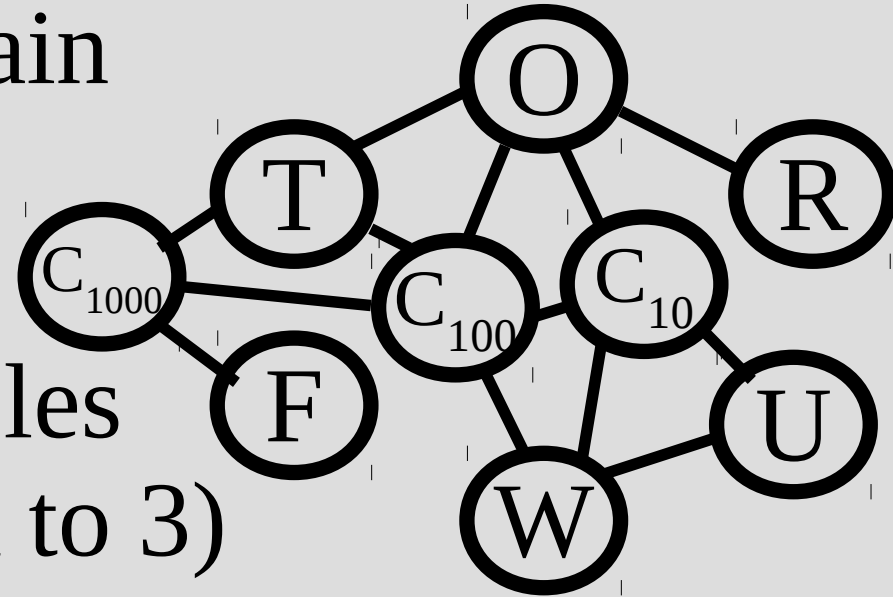
$$U = R = \{0, 2, 3, 4, 5, 6, 7, 8, 9\}$$

$$T \text{ unchanged} = \{5, 6, 7, 8, 9\}$$



Example

Tie for next smallest domain
between W and O



O is connected to 4 variables
so pick over W (connected to 3)
(other than the “unique” criteria)

Try $O=0$ and infer:

$W = \{2,3,4\}$, $R = \{ \}$ ← Invalid

$U = \{2,3,4,5,6,7,8,9\}$, $T = \{ \}$ ← Invalid

Example

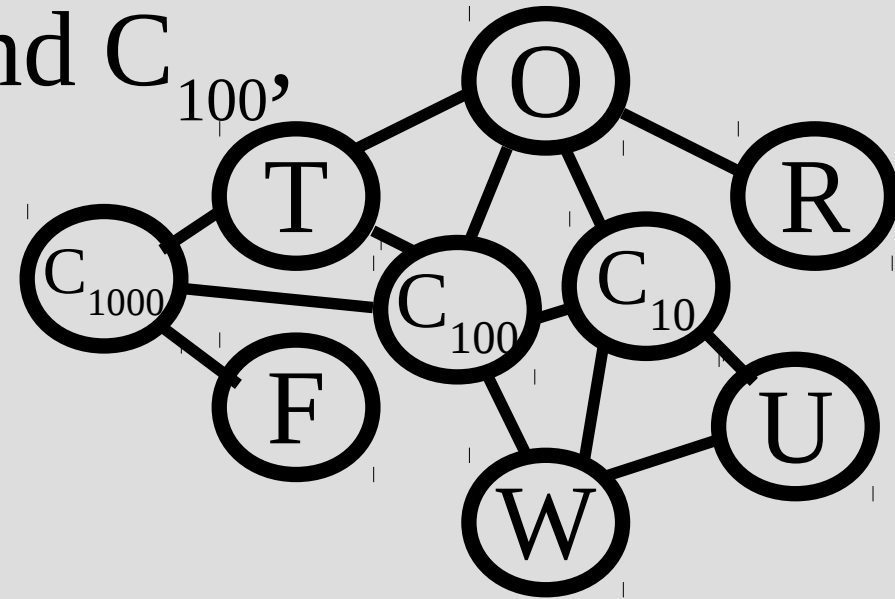
Conflict: T involving O and C_{100} ,
most recent pick is O

Change to $O=2$, infer:

$T = \{ \} \leftarrow$ Invalid

$W = \{0,3,4\}$, $R = \{4\}$

$U = \{0,3,4,5,6,7,8,9\}$



Example

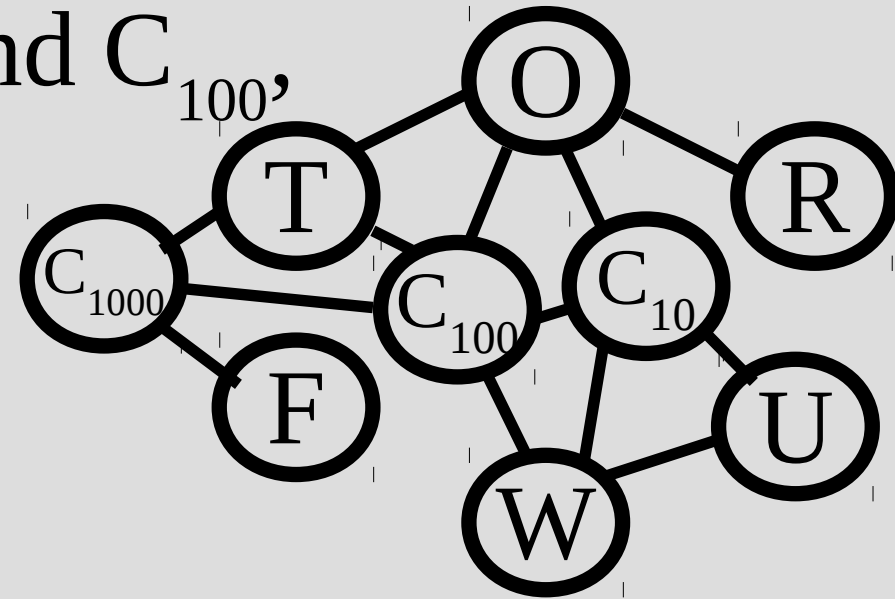
Conflict: T involving O and C_{100} ,
most recent pick is O

Change to $O=3$, infer:

$T = \{ \} \leftarrow$ Invalid

$W = \{0,2,4\}$, $R = \{6\}$

$U = \{0,2,4,5,6,7,8,9\}$



Example

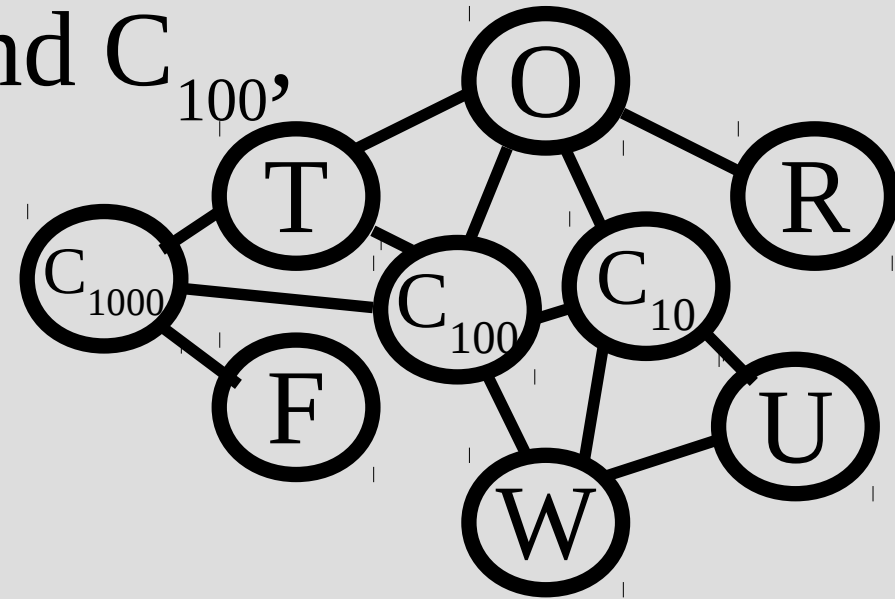
Conflict: T involving O and C_{100} ,
most recent pick is O

Change to $O=4$, infer:

$T = \{ \} \leftarrow$ Invalid

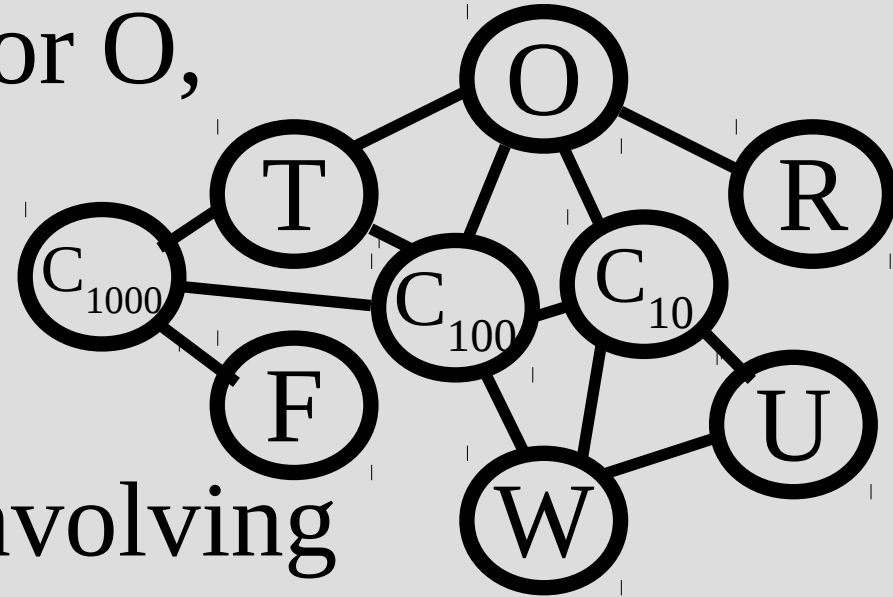
$W = \{0,2,3\}$, $R = \{8\}$

$U = \{0,2,3,5,6,7,8,9\}$



Example

Tried all possible values for O,
none worked so we need
to backtrack



The conflict was with T involving
O and C_{100} , so we will go back and choose

$$C_{100} = 1$$

(Go back to O, but O has no more options.
Then go back to F, then to C_{1000} , then C_{100})

Example

Currently have: $C_{10}=0$, $C_{100}=1$

Domains:

$$C_{1000} = \{0, 1\}$$

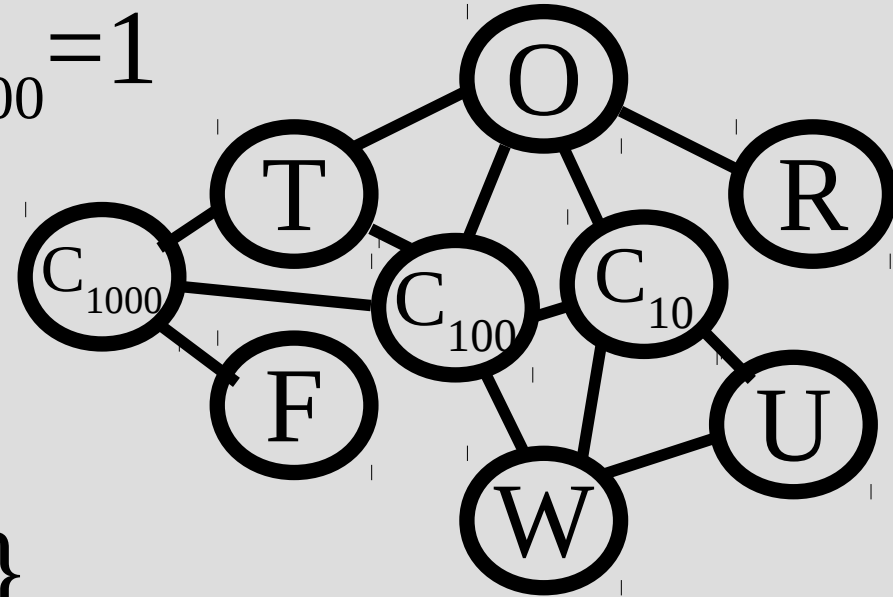
$$F = T = \{1, 2, 3, 4, 5, 6, 7, 8, 9\}$$

$$U = R = \{0, 1, 2, 3, 4, 5, 6, 7, 8, 9\}$$

$$O = \{0, 1, 2, 3, 4\}, W = \{5, 6, 7, 8, 9\}$$

We will again pick $C_{1000}=0$, conflict, pick

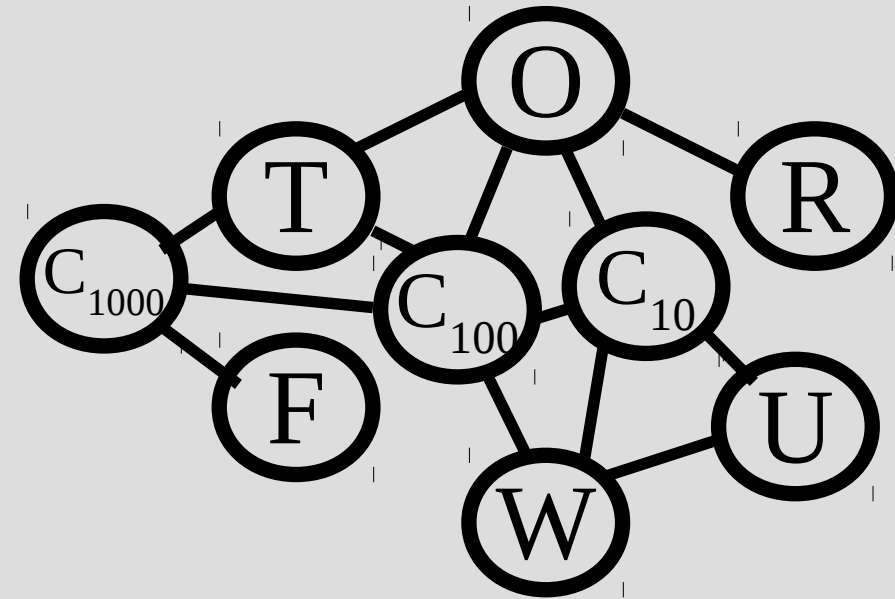
$C_{1000}=1$, pick $F=1$... just as before



Example

Tie for smallest domain,
O has more connections:

Pick $O=0$



Domains:

$W = \{5,6,7,8,9\}$, $R = \{ \}$ ← Invalid

$U = \{2,3,4,5,6,7,8,9\}$, $T = \{ \}$ ← Invalid

Example

Conflict: R with O

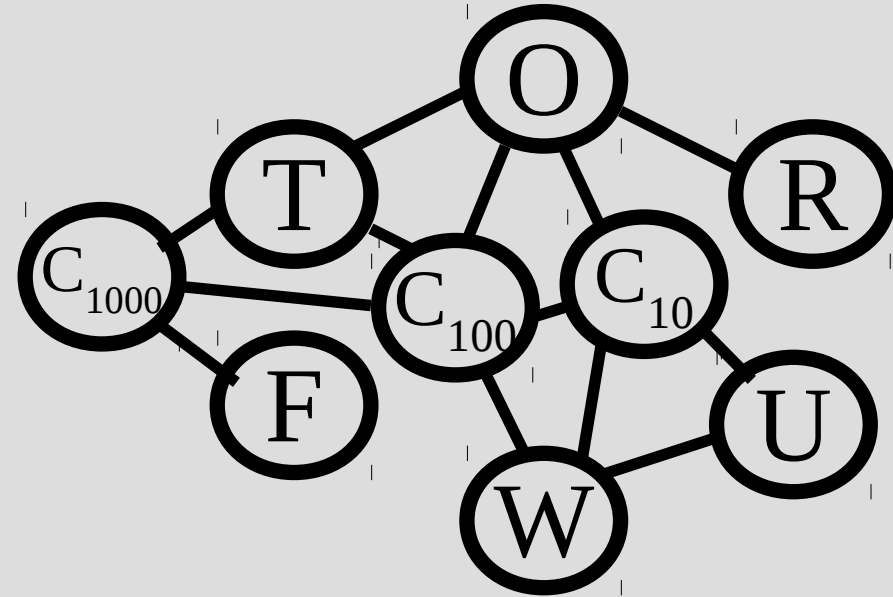
Pick $O=2$

Domains:

$W = \{5,6,7,8,9\}$, $R = \{4\}$

$U = \{0,3,4,5,6,7,8,9\}$, $T = \{\} \leftarrow$ Invalid

(as $C_{100} = 1$, we claim $T+T+1=2 \pmod{10}$...)



Example

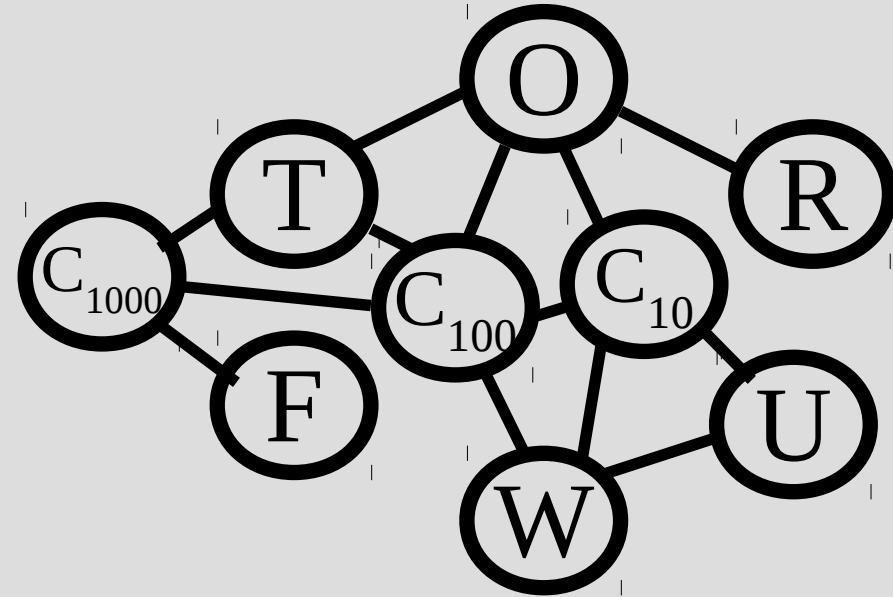
Conflict: T with O

Pick $O=3$

Domains:

$W = \{5,6,7,8,9\}$, $R = \{6\}$

$U = \{0,2,4,5,6,7,8,9\}$, $T = \{6\}$



Example

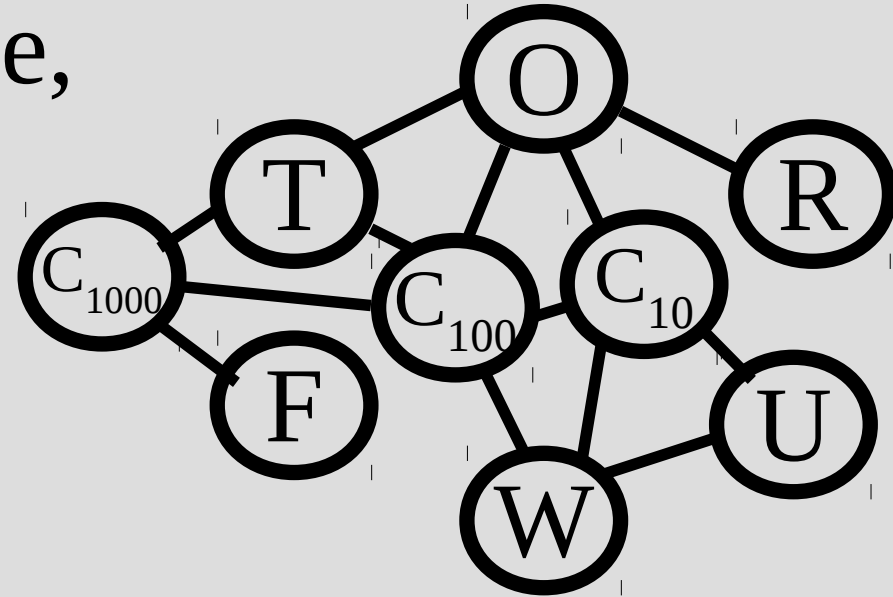
Next smallest domain is tie,
T has more connections

Pick T=6

Domains:

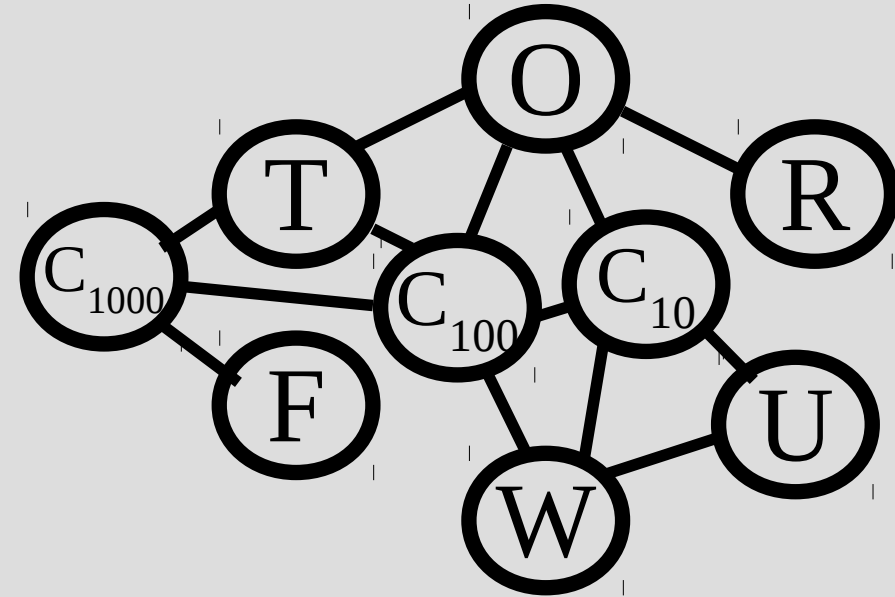
$W = \{5,7,8,9\}$, $R = \{ \}$ ← Invalid

$U = \{0,2,4,5,7,8,9\}$



Example

Conflict: R with T and O,
T has no other options,
so we go back to O



Pick $O=4$

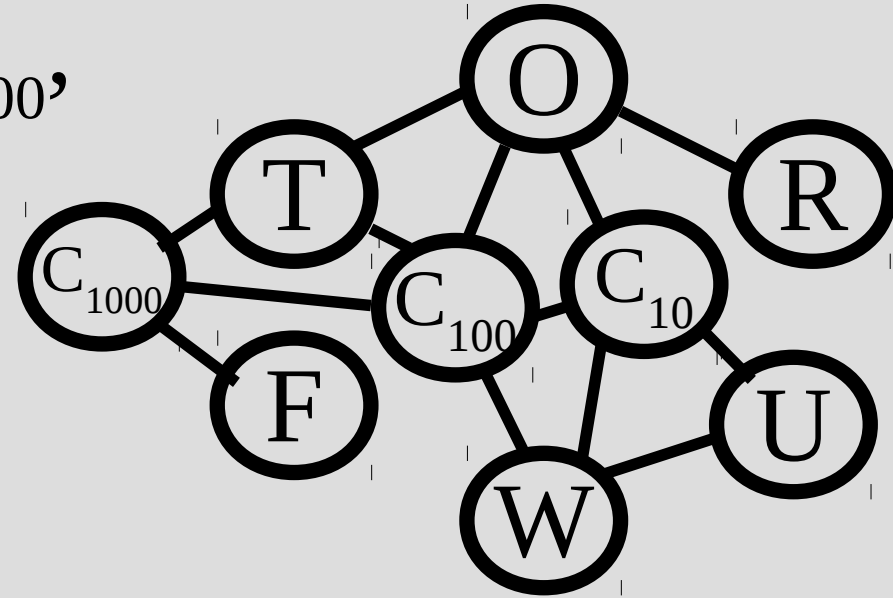
Domains:

$W = \{5,7,8,9\}$, $R = \{8\}$

$U = \{0,2,3,5,7,8,9\}$, $T = \{\}$ ← Invalid

Example

Conflict: T with O and C_{100} ,
no other options for C_{100} ,
so have to go back and
pick $C_{10}=1$



Domains:

$$C_{100} = C_{1000} = \{0, 1\}, O = \{5, 6, 7, 8, 9\}$$

$$F = T = \{1, 2, 3, 4, 5, 6, 7, 8, 9\}$$

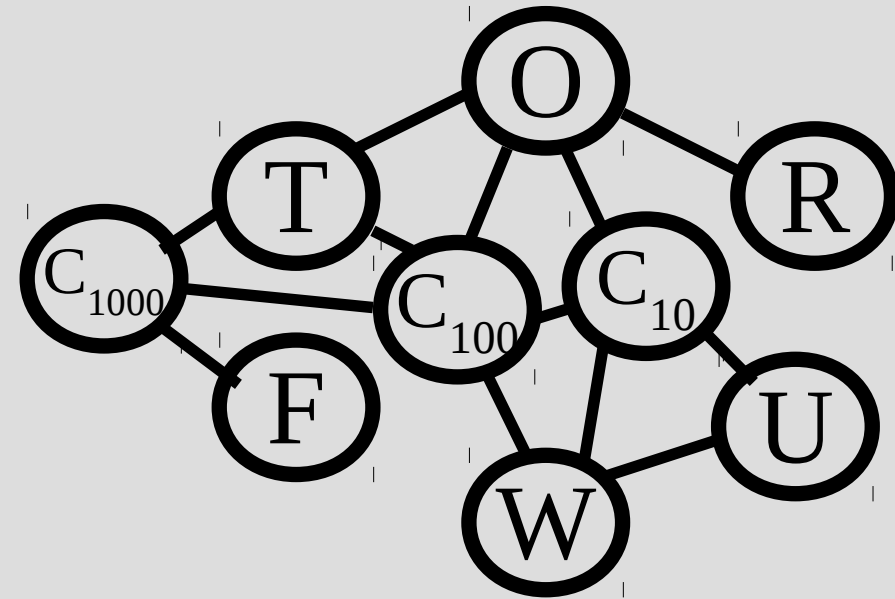
$$W = U = R = \{0, 1, 2, 3, 4, 5, 6, 7, 8, 9\}$$

Example

Pick $C_{100} = 0$, do part with

F and C_{1000} to find

$C_{1000} = F = 1$



Domains:

$T = O = \{5, 6, 7, 8, 9\}$

$W = \{0, 2, 3, 4\}$

$U = R = \{0, 2, 3, 4, 5, 6, 7, 8, 9\}$

Example

Tie for smallest domain,
O has more connections:

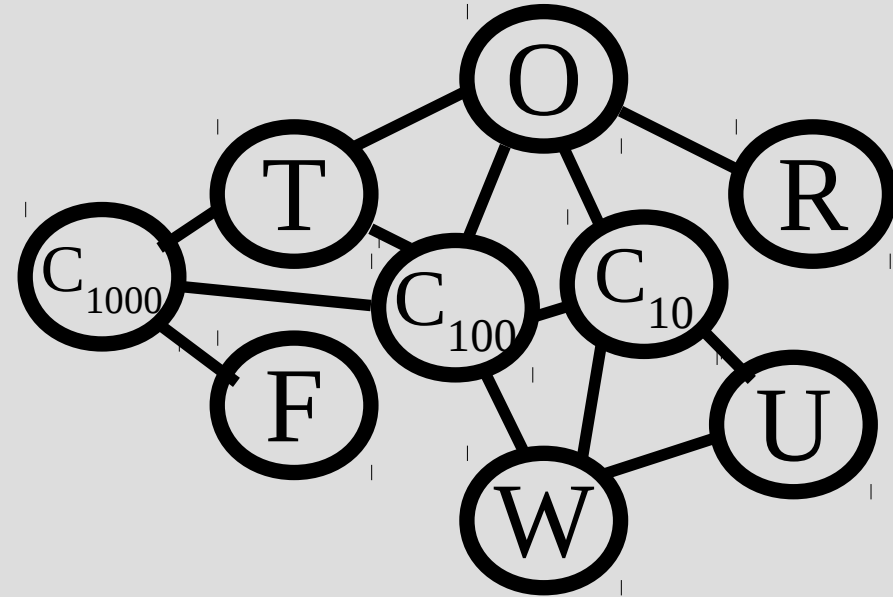
Pick $O=5$

Domains:

$T = \{ \} \leftarrow$ Invalid

$W = \{0,2,3,4\}$

$U = \{0,2,3,4,6,7,8,9\}, R = \{0\}$



Example

Conflict: T with O and C_{100} ,
re-pick O...

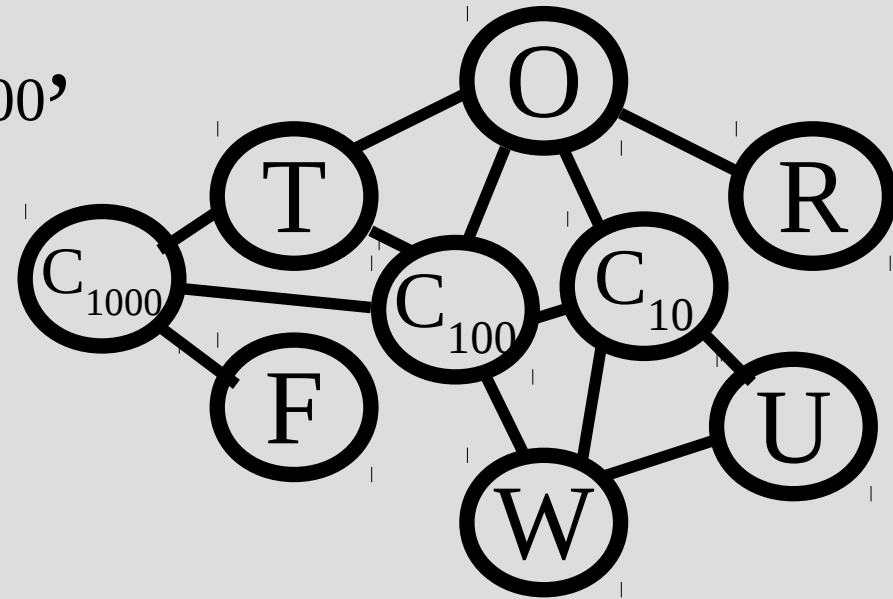
Pick O=6

Domains:

$T = \{ 8 \}$

$W = \{ 0, 2, 3, 4 \}$

$U = \{ 0, 2, 3, 4, 5, 7, 8, 9 \}$, $R = \{ 2 \}$



Example

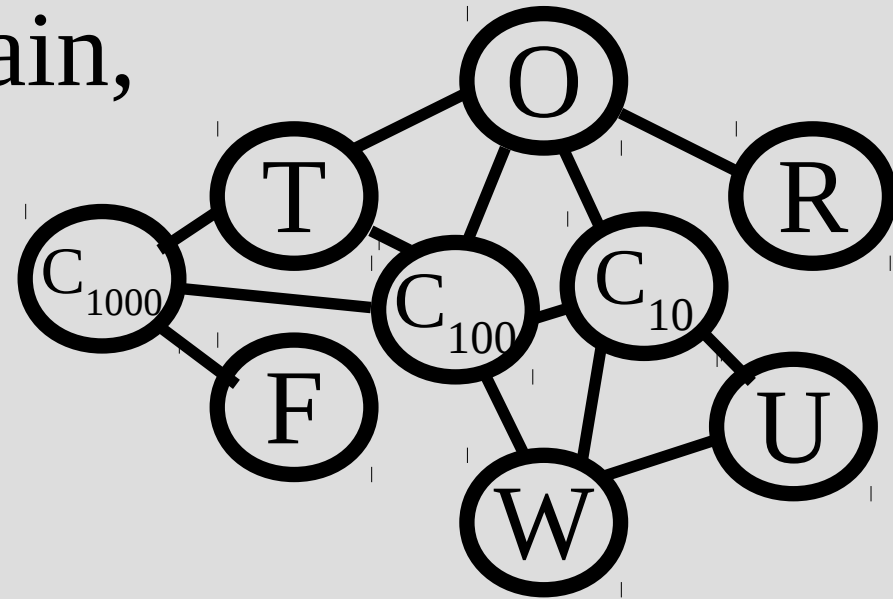
Tie for next smallest domain,
T has more connections

Pick $T=8$

Domains:

$W = \{0,2,3,4\}$

$U = \{0,2,3,4,5,7,9\}$, $R = \{2\}$



Example

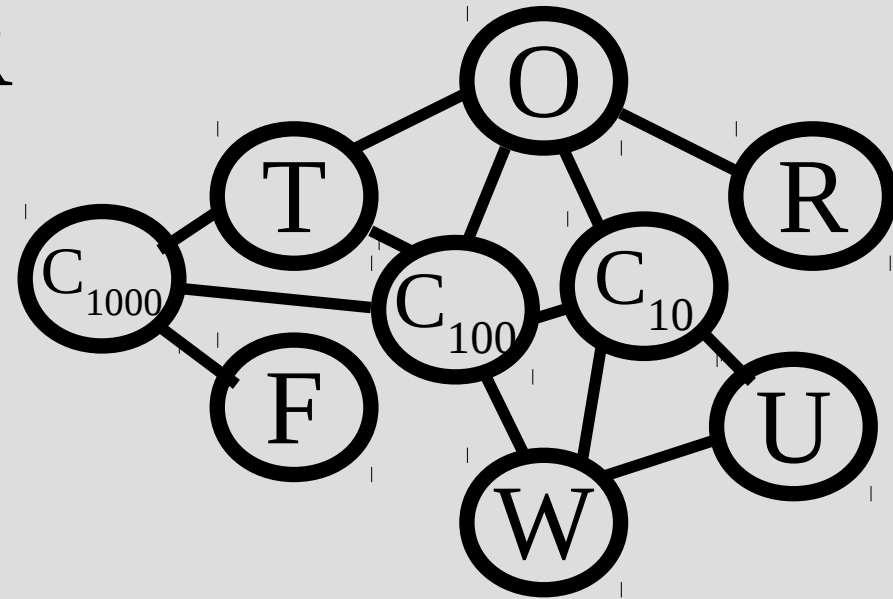
Next smallest domain is R

Pick R=2

Domains:

$W = \{0,3,4\}$

$U = \{0,3,4,5,7,9\}$



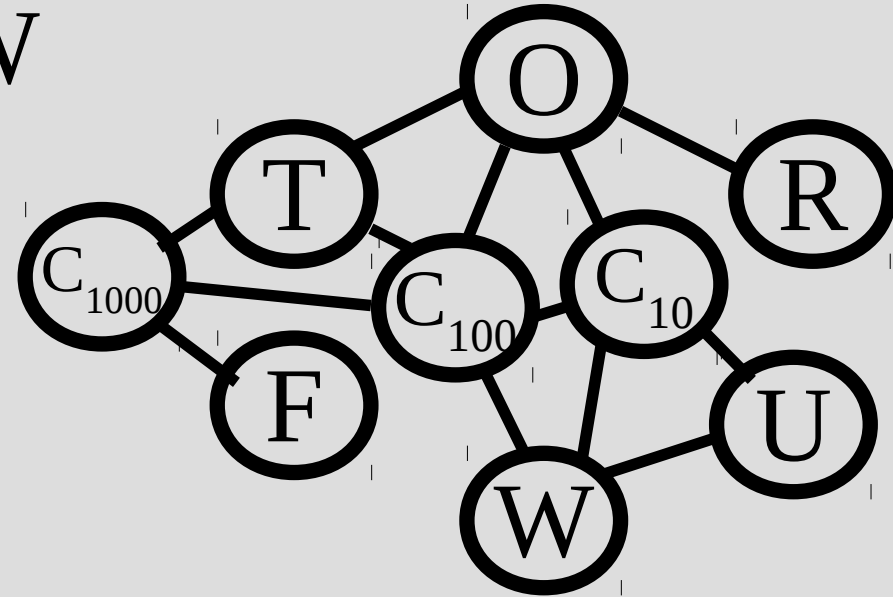
Example

Next smallest domain is W

Pick $W=0$

Domains:

$U = \{ \} \leftarrow$ Invalid



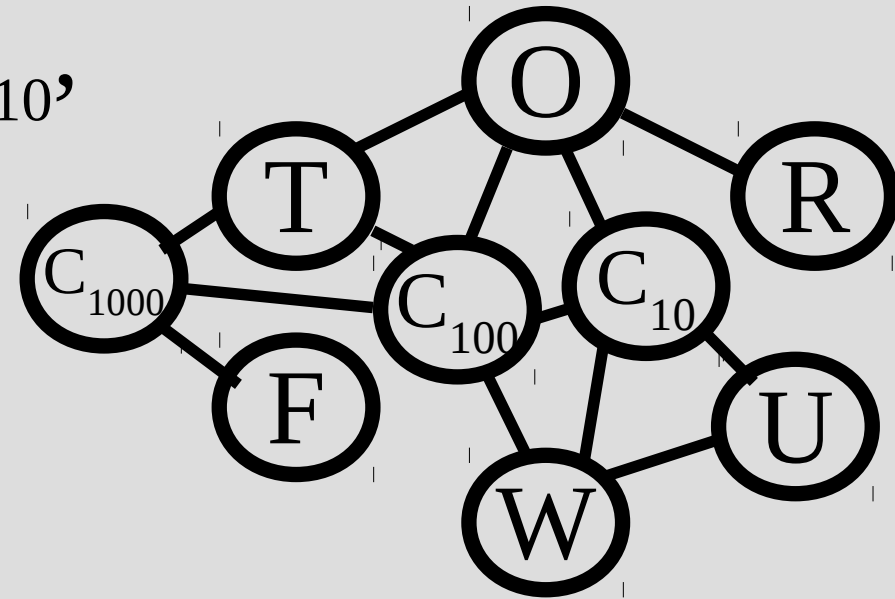
Example

Conflict: U with W and C_{10} ,
most recent is W...

Pick $W=3$

Domains:

$U = \{ \} \leftarrow$ Invalid



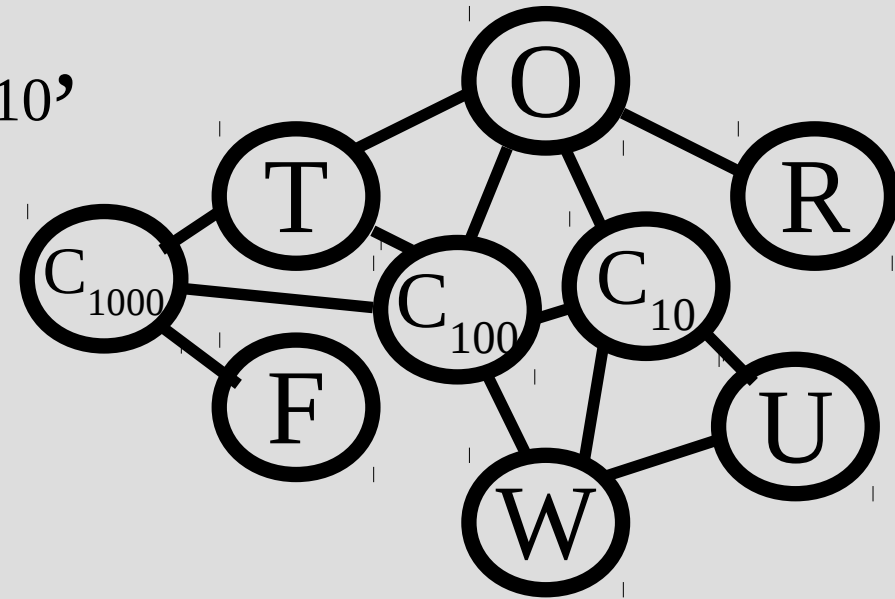
Example

Conflict: U with W and C_{10} ,
most recent is W...

Pick $W=4$

Domains:

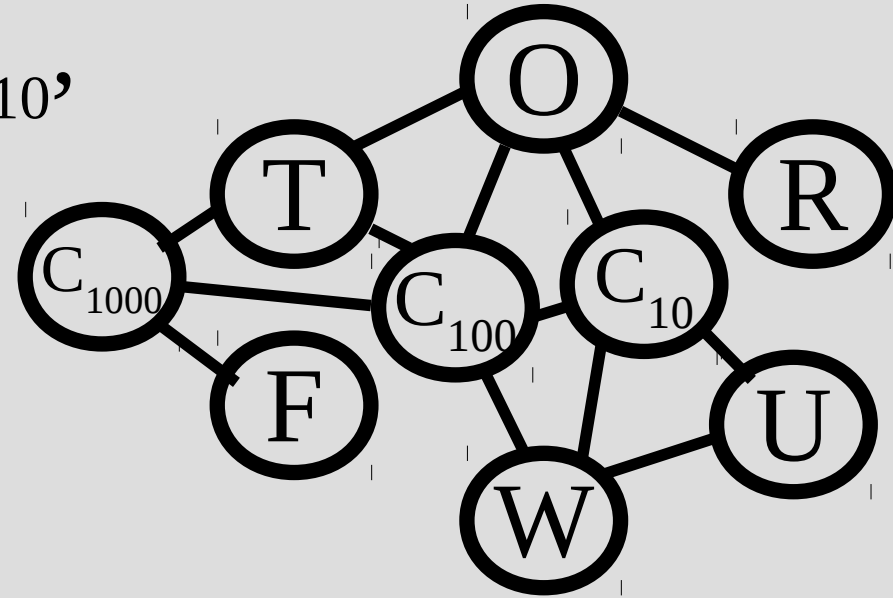
$U = \{ \} \leftarrow$ Invalid



Example

Conflict: U with W and C_{10} ,
most recent is W...

W has no more choices,
(nor does R or T) so pick
 $O = 7$



Domains:

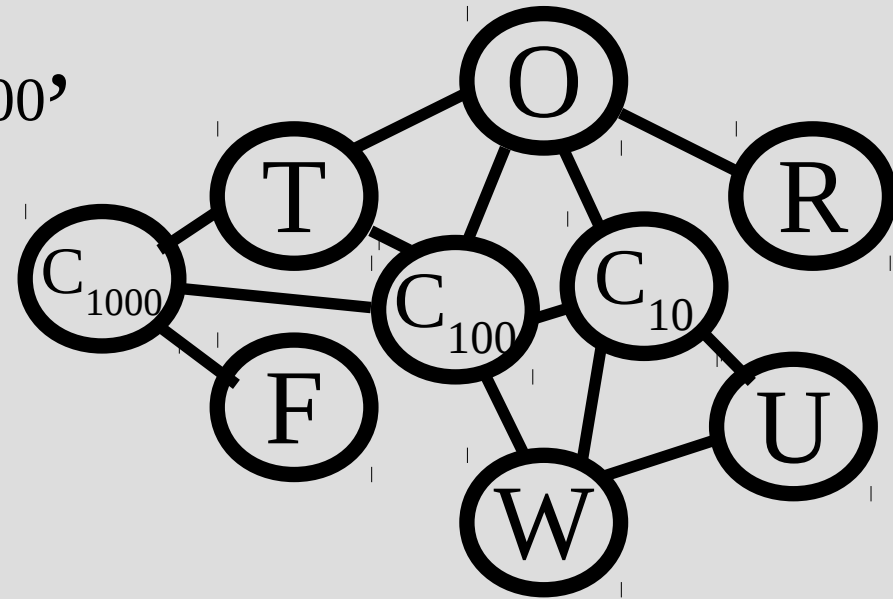
$W = \{0,2,3,4\}$, $T = \{ \}$ ← Invalid

$U = \{0,2,3,4,5,6,8,9\}$, $R = \{4\}$

Example

Conflict: T with O and C_{100} ,
most recent is O

W has no more choices,
(nor does R or T) so pick
 $O = 8$



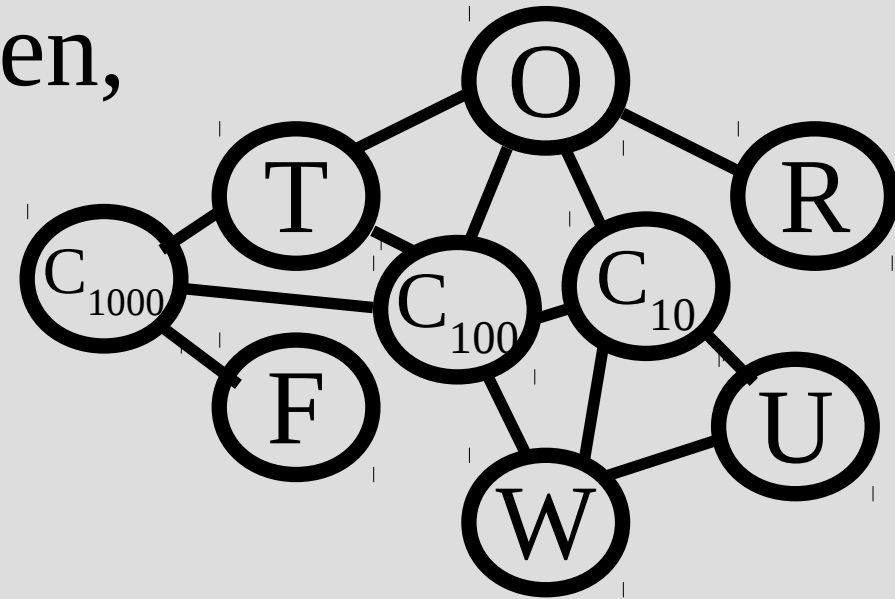
Domains:

$W = \{0,2,3,4\}$, $T = \{9\}$

$U = \{0,2,3,4,5,6,7,9\}$, $R = \{6\}$

Example

Tie for domain size between,
T and R, but T has
more connections



Pick $T = 9$

Domains:

$W = \{0, 2, 3, 4\}$,

$U = \{0, 2, 3, 4, 5, 6, 7\}$, $R = \{6\}$

Example

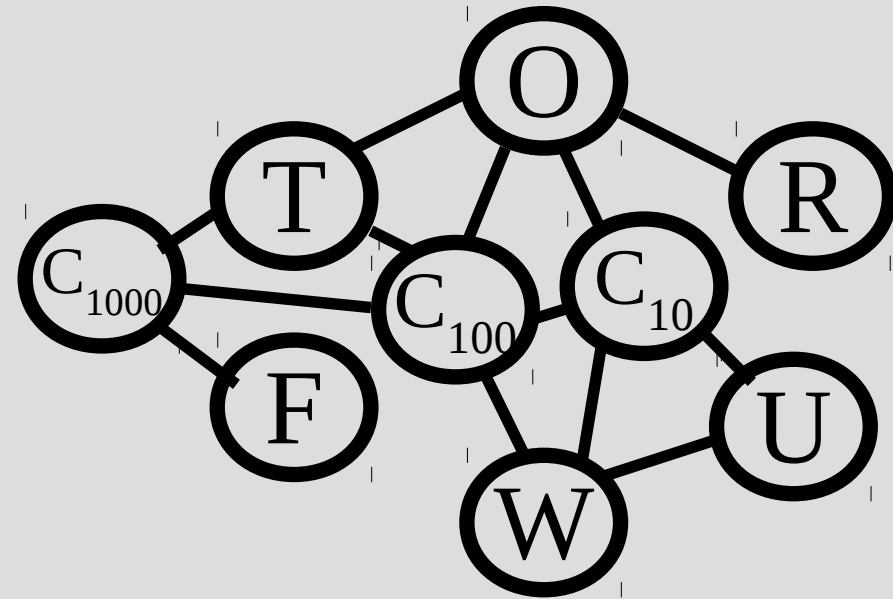
R has smallest domain

Pick $R = 6$

Domains:

$W = \{0, 2, 3, 4\}$,

$U = \{0, 2, 3, 4, 5, 7\}$



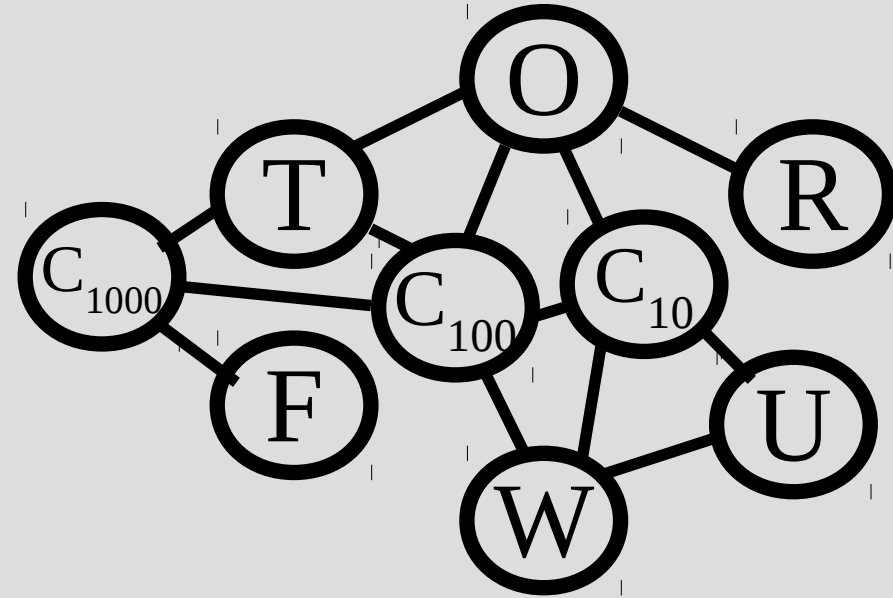
Example

W has smallest domain

Pick $W = 0$

Domains:

$U = \{ \} \leftarrow$ Invalid



Example

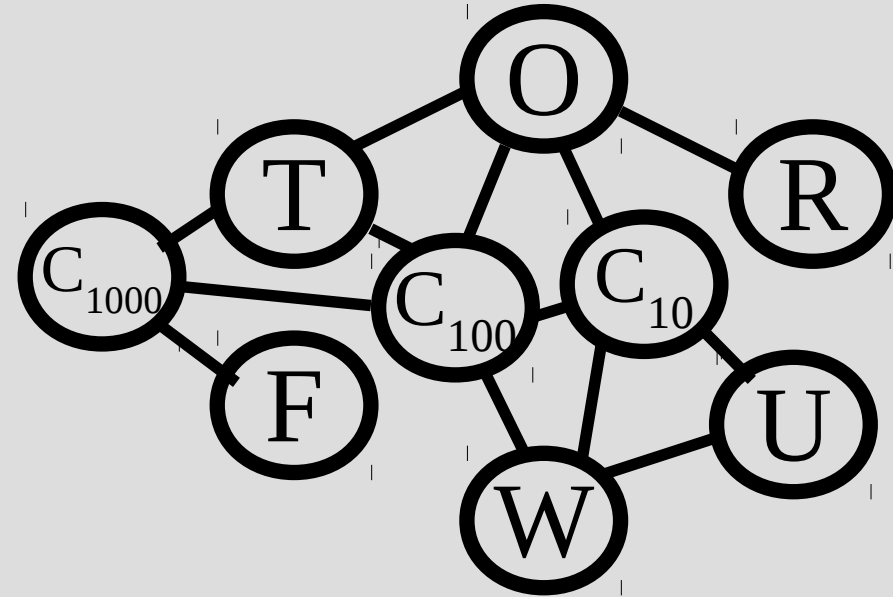
Conflict with W and C_{10} ,

W most recent...

Pick $W = 2$

Domains:

$U = \{ 5 \}$

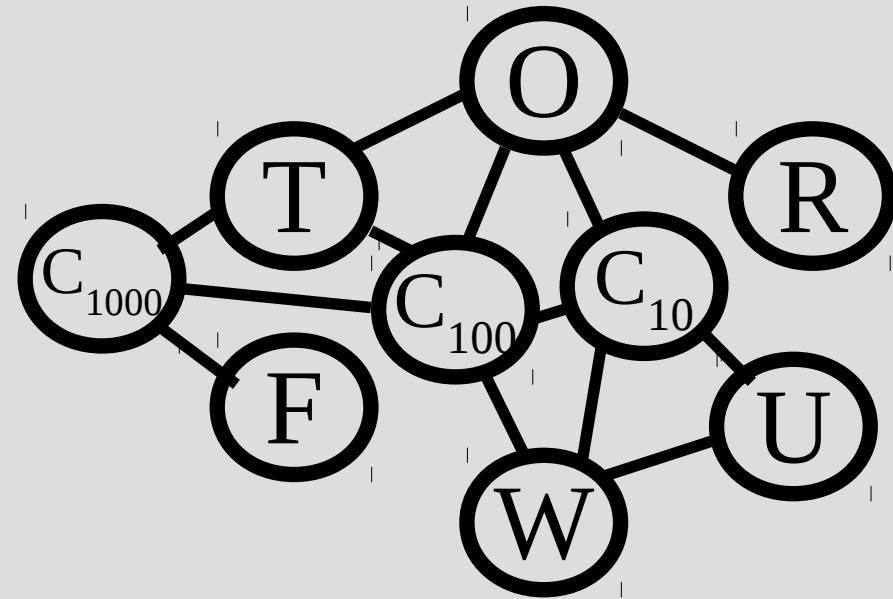


Example

U has smallest domain
(and only left)

Pick $U = 5$

Done!



Example

$$C_{10} = 1, C_{100} = 0, C_{1000} = 1$$

$$U=5, W=2, R=6, T=9, O=8, F=1$$

$$\begin{array}{rcl} \text{So:} & T W O & 928 \\ & + T W O & \dots\text{becomes...} + 928 \\ & = F O U R & = 1856 \end{array}$$

Example

You try for:

$$\begin{array}{r} \text{S E N D} \\ +\text{M O R E} \\ =\text{M O N E Y} \end{array}$$

Complete-state CSP



So far we have been looking at incremental search (adding one value at a time)

Complete-state searches are also possible in CSPs and can be quite effective

A popular method is to find the min-conflict, where you pick a random variable and update the choice to be one that creates the least number of conflicts

Complete-state CSP

This works incredibly well for the n-queens problem (partially due to dense solutions)



Complete-state CSP

As with most local searches (hill-climbing), this method has issues with plateaus

This can be mitigated by avoiding recently assigned variables (forces more exploration)

You can also apply weights to constraints and update them based on how often they are violated (to estimate which constraints are more restrictive than others)

Complete-state CSP

Local search does not have “locally optimal” solution our general search does

As we have a CSP, the “local optimal” may occur, but if it is not 0 then we know we are not satisfied (unless we searched the whole space and find no goal)

This is almost as if we had an almost perfect heuristic built in to the problem!